

NCGR GEOCOSMIC

JOURNAL

Spring 2019

“Show me the money!”

NCGR NATIONAL CONFERENCE

AUGUST 30TH- SEPTEMBER 3RD, 2019
BALTIMORE, MARYLAND • LABOR DAY WEEKEND

WORKSHOPS WITH

Christeen Skinner • Eileen McCabe • Baris Ilhan • Lynn Koiner

SPEAKERS INCLUDE:

Kathy Allan, Michael Bartlett, Angie Blissbridge, Chris Brennan, Dave Campbell, Joanne Castro, David Cochrane, Cathy Coleman, Priscilla Costello, Adam Elenbaas, Meira Epstein, Mónica Escalante, Maurice Fernandez, Demetra George, Rebecca Gordon, Kitty Hatcher, Madalyn Hillis-Dineen, Suzy Holbrook, Baris Ilhan, Jacqueline Janes, Lynn Koiner, Ramya Krishnamurthy, Rachel Lang, Alphee Lavoie, Joyce Levine, Rick Levine, Ray Liu, Michael Lutin, Eileen McCabe, Bill Meridian, Alex Miller, Susan Miller, Grace Morris, Gaye Nelson, Arlene Nimark, Michael Ofek, Cecilia Ortiz, David Perloff, Leisa Schaim, Bruce Scofield, Nadiya Shah, Dawn Silver, Christeen Skinner, Donna Stellhorn, Georgia Stathis, Leigh Westin, Chet Zdrowski, Ellen Zucker

ALL ROADS LEAD TO BALTIMORE

At the **HYATT REGENCY HOTEL** on the Harbor

Register today at www.geocosmic.org

NCGR

NATIONAL CONFERENCE 2019



NCGR GEOCOSMIC
JOURNAL
SPRING 2019

**EDITOR AND
PUBLICATIONS**

DIRECTOR

ARMAND DIAZ

**FORMAT AND GRAPHIC
DESIGN**

RICHARD SMOOT

ADVERTISING

ARMAND DIAZ

NCGRPUBLICATIONS@GMAIL.COM

NCGR HEADQUARTERS

ALVIN BURNS

EXECUTIVE SECRETARY

1351 MARYLAND AVE., NE

APT. B,

WASHINGTON DC 20002

212-838-NCGR

EXECSEC@GEOCOSMIC.ORG

SUBMISSIONS

NCGRPUBLICATIONS@GMAIL.COM

COVER:

"SHOW ME THE MONEY"

WITH THE MOVIE "JERRY MAGUIRE"
IN 1996, THIS PHRASE STILL HOLDS A
CHARGE WHICH INVOKES TODAY'S
FOCUS ON MONEY.

THIS ISSUE OF THE NCGR JOURNAL HAS
THREE FINANCIAL ASTROLOGY ARTICLES.
THIS BRANCH OF ASTROLOGY IS OFTEN
OVERLOOKED AND IS WELCOMED HERE
FOR YOUR STUDY.

COPYRIGHT © 2019 NCGR, INC.

PRINTED IN THE

UNITED STATES OF AMERICA

SINGLE ISSUE \$10.00

NCGR GEOCOSMIC JOURNAL

Spring 2019



Contents

- | | |
|----|---|
| 3 | Financial Astrology: Global Trends
and Personal Decisions
By Mitchell Scott Lewis |
| 10 | Astrological Beauty of the S&P 500
By Susan Abbott Gidel |
| 19 | Astrological Signatures of Debt and
Devaluation Excerpt from <i>The
Dragon's Debt</i>
By Marie Schoepel |
| 32 | The Timing of Real Estate
Transactions Using Astrology
By Kathryn Silverton |
| 39 | Is the Sibly Chart Credible?
By Kenneth Bowser |
| 48 | Sedna Consciousness: The Soul's
Path of Destiny
By Alan Clay |
| 58 | Marc Edmund Jones' Planetary
Patterns
By David Perloff |
| 65 | Vincent Van Gogh:
Light and Dark of the Divine Fire
By Claudia Bader |
| 77 | Chart of NCGR Founding |
| 79 | NCGR Board of Directors and NCGR
Chapter Contacts |

From the Editor

By Armand Diaz
President, and Publications
Director, NCGR

In this issue of *Geocosmic Journal*, we focus on finances. Our membership has made it clear that finances – and financial astrology – are high on their list of interests, and it's no wonder.

Political uncertainty is rising, from Brexit to the future of the European Union to domestic political polarization in the United States and elsewhere. A long bull market took a deep stumble when Venus went retrograde last October. China's debt situation is approaching the crisis point according to many (including **Marie Schoeppel**, in this issue). Worries of a global recession mar even upbeat economic news.

As astrologers, we have another set of data in addition to economic and political perspectives, and with Uranus now in Taurus, and Saturn and Pluto reaching a meeting point in Capricorn early next year, many astrologers are getting jittery indeed. No matter how stable things look at the moment (and they often don't look very stable), economists and astrologers agree that we could be in for some rocky times.

We have a number of articles that deal with finances in this issue. Not all are by 'financial astrologers', per se, but all the articles have thoughtful approaches to the astrology of finance. I think you'll find these interesting and enlightening, if not exactly reassuring. On the other hand, if recall that change is the only constant, you'll appreciate that forewarned is forearmed. None of our authors thinks that personal financial disaster is unavoidable – especially if you have a strategy.

For those in need of a break from the tensions around economics, we have interesting articles on other topics. **David Perloff** summarizes and gives examples of Marc Edmund Jones' planetary patterns, **Alan Clay** offers us a glimpse into the dwarf

planet Sedna, and **Ken Bowser** shoots holes in the Sibley chart for the United States (personally, I'm attached to that Sagittarius ascendant and the validating transits to it, but Ken's arguments are compelling).

Enjoy this issue! Because our Research Journal, *Syzygy*, came out in late January, I delayed publication of this edition of *Geocosmic Journal* by a few weeks to pace things a little more evenly. I'm sure you'll agree it was worth the wait!

Armand

Financial Astrology: Global Trends and Personal Decisions

Mitchell Scott Lewis

As astrology becomes more popular and many more people are studying, either with a professional teacher or online, it's inevitable that some will try their skills at trading in the financial markets. Having spent more than a decade on the Mercantile Exchange analyzing and trading stocks and commodities using astrology, I've found it to be a wonderful tool. It's particularly good with direction, timing and finding tops and bottoms to markets. But it comes with some warnings.

It takes a long time to understand the correlation between the motion of the luminaries and the markets. I spent countless hours examining twenty years or more of the history of each market and mapping the planetary influences, finding which had a correspondence to individual markets. While my knowledge of astrology gave me an edge over other traders, and I quickly built a reputation within the trading pits as a savvy analyst by making some astoundingly accurate predictions, my lack of experience with the markets took me a long time to overcome. There were confusion and mistakes in the early years of my career that were a result of a lack

of experience on Wall Street, and more than once I misunderstood the information that was before me. The place where many astrology traders lack the skills and knowledge isn't in the astrology, but in understanding the financial markets.

When I went to work on the Mercantile Exchange in the early 90's I was already a professional astrologer with a large clientele. Many traditional traders who had spent years in the markets were interested in hearing about astrology. I met a number of astrological analysts on the floor, each with their own style of trading, but I found that we usually agreed on the big picture. I was more focused on individual commodity markets and the ability to day trade and position trade. Patterns in the financial markets that correspond to the motion of the planets have long been known and studied. Many of you have probably heard the phrase attributed to J.P. Morgan: "Millionaires don't use astrology, billionaires do." I don't know if that's an actual quote from him, as there doesn't seem to be any published verification within his lifetime, and it seems to have first appeared in a book by Sidney Omarr in 1989, but we do know

that Morgan was a long-term client of Evangeline Adams and a firm believer in the celestial arts.

I knew virtually nothing about the markets when I was first brought to the commodity's floor, and I entered this new career from the reverse direction. I had a lot of knowledge about the planets and was thrown into the fray where I was forced to learn about the movements of the financial world. My very first trade was in cotton, when I predicted the top of the biggest bull market in that commodity's history and began my trading career on an up note. But my work was just beginning. After some time and many trades I began a weekly newsletter titled "Trading by Starlight," which I distributed on the floor, and wherein I made my predictions about various markets. It grew in popularity as my knowledge of commodities increased and I was able to draw logical correlations between the markets and the planets.

A little bit about the world of market trading. There is a major difference between trading stocks and trading commodities with astrology. For one thing, a stock has a beginning, a chart of the IPO (initial public offering) that

can be used as a starting point, or birth chart, to analyze the future of its movement. But while some commodities, such as crude oil, have an actual beginning point when they were first offered for trade on the commodities exchange, many have been transacted for centuries or even millennia.

Let's look at a few of these markets. Cotton was first cultivated about 6,000 B.C.E. in what is now India and Pakistan. It then spread to Mesopotamia and Egypt. It was apparently traded as a commodity in ancient Greece. In the first century C.E., Arab traders brought cotton to Europe via Italy and Spain. In the 16th century it arrived in America. Then, in 1870, the New York Cotton Exchange was founded by a group of 100 traders. Cotton is the oldest commodity exchange in New York City. So you can see that finding a starting date for cotton is almost impossible. Coffee has been traded and used as currency since long before Columbus, gold and silver much earlier than that. There's no way to create an IPO for these commodities.

Even when there is an official start to their futures contracts the history of the market goes way back. Crude oil prices had been negotiated and fixed by the turn of the 20th century, but futures were first sold in New York on March 30, 1983. While I do find it useful at times to work with the chart of that date when viewing the oil market, I approach the

commodities from a different perspective. I exhaustively examined the long-term history of the motions of each market and found the corresponding planet whose activities mirrored the movement of that particular commodity. Once I was satisfied about the correlation between the movements of both I was able to build a trading platform and examine many different markets looking for the ones that were ready to change direction or make a major movement, up or down. Remember, you can make money with any market that is moving in either direction by going long (betting it will go up in price) or going short (betting it will go down). It's those that lack motion that are most difficult to trade.

I approached the subject through historical statistics. For several years, my early trading partner and I would analyze a single market, with him using the data of twenty years of the market's motion, and I with the ephemeris on my lap. I would then tell him when the tops and bottoms of that market occurred through the past years using only the motion of the planet of rulership. It was amazingly accurate. Yet that was only part of the equation. When trading cotton, for example, I used the motion and aspects to a single planet, and was able to see when reversals in that market would most likely occur. Just finding the tops and bottoms of markets can lead to a very successful trading platform. But I also learned to use technical charts, including 50- and 200-day

moving averages, support and resistance, and even Fibonacci patterns. You use whatever tools are available.

When I was working on the floor I had access to information not usually accessible to neophyte analysts, including inside information, world news, and rumors. If you hear that there is a drought in Egypt, one of the biggest producers of cotton in the world, the price of cotton futures may explode. Then you look at the chart of the commodity and decide where to put in a stop both for profit and potential loss. The power of such information is well known, which is why it's against the law to willfully spreading false rumors about a market on the floor. Stocks and commodities movements are often more about psychology than fundamentals. That's one of the reasons astrology works so well.

Another difference between stocks and commodities is that most of the time stocks will follow the markets, unless there is a specific internal issue with that company. If the S&P 500 and Dow Jones Industrial Average are up, many of their components will also rise. If the markets go down, most stocks will follow the trend. Of course there are many exceptions, and that's one place that astrology is very important. When analyzing the chart of the IPO of a single stock you may find that its astrology denotes the potential motion in contradiction to where the broader markets are heading, which can make a major

difference in how that stock should be handled.

On the other hand, commodities often trade in their own space. While silver and gold and other metals often follow each other, they don't always. And cotton, oil, coffee, sugar, and other futures markets each have an energy that has to do with what's happening in that particular market. If there are bigger issues in the world, such as a recession or a radical political action, at times many commodities will react to that situation en masse. Otherwise, they will often trade within their own sphere of influence.

Stocks have an actual chart, and that can be useful when attempting to predict the motion of that stock. When trading stocks with astrology you must know several things. First you need the astrology chart of the stock you're working with. Financial astrologer Bill Meridian put forth a concept in several of his excellent books that it isn't the chart of the corporation that matters, but the chart of the stock. You aren't trading IBM, but rather the stock prices. So it isn't the astrological chart of the company that matters, but rather the chart of the stock itself beginning with its IPO. Long before I met Bill, I was using his book to analyze stocks, and I found his philosophy to be right on the money. If you use the astrological chart of the stock you have a tool that can be very helpful in examining the stability

of the stock and its potential motion. Many first trades are available in his books. If they aren't there you should be able to find the IPO online. Then, once you have this chart you need to look at the transits that are affecting it and that will give you a starting point. But as I said, this is only half of the work. Even if you know this astrological information you also need to understand the markets and how they move.

A perfect example of the theory of astrological trading was the *Dot Com Bubble* from 1995-2000, when the stock of a company with often nothing more than a name might rise 500% in a few months. Astrologically, that bubble was created because there was a transit of Uranus, ruler of all technological issues, through the sign of its rulership, Aquarius, beginning in 1995, which was conjoined in 1997 by Jupiter. This enhanced the bubble to unprecedented proportions.

In 1998 Jupiter left Aquarius and entered Pisces, and while the momentum of this bubble was so powerful it continued to rise for some time, it was becoming obvious that its time was limited. Then in 1999 Saturn in Taurus began its first square to Uranus, which continued through 2000. Saturn's restrictive powers limited the continued growth of the Uranus-ruled tech stocks and set up the coming collapse of the bubble. I saw this coming and wrote about it in my newsletter, but many traders refused to

believe that the bubble was about to pop.

On February 15, 2000 Jupiter entered Taurus and began to square Neptune, heightening the grand illusion of this bubble, as a hard aspect between these two planets will offer do. On March 10, 2000 the NASDAQ (a stock exchange with many technology stocks) hit the very top of this bubble. In May 2000 Jupiter conjoined Saturn and both squared Uranus. The bursting of the bubble was obvious to me as an astrologer, and I tried to convince my friends on the floor to take their profits and wait out the collapse. Some had been working there for a long time and accrued a huge profit in their accounts trading the Dot Com companies, but many refused to see the writing on the wall and held their position in the NASDAQ as the market began to collapse. Hundreds of companies went out of business. Those with a real product behind them, and enough cash to weather the storm, survived. These included eBay, Amazon and others. By the end of 2002 more than five trillion dollars of market capitalization from the peak of the bubble was wiped out.

If you look at the long-term chart of the NASDAQ on the next page, you see that after many years in a tight trading range it began to move up in 1995 hitting its peak in 1999-2000. The collapse began right at the beginning of 2000 and the index quickly lost almost

NASDAQ Composite Index History

February 1, 1971 Through January 18, 2019



80% of its value by early 2003. It then recovered some of its value over the next few years, only to collapse once again in 2008-2009, dropping down and retesting the bottom it had hit in 2003, a technical trading point. If it had broken through that bottom it would have been a catastrophe for the NASDAQ. However, support held and the market began a long-term bull run.

Oil is another interesting story. As I said earlier, crude oil futures were first sold in New York on March 30, 1983. Before then, players in the industry attempted to control the price of oil in the United States, keeping it within a tight trading range. The chart of oil futures is on the bottom of the next page. The price of oil didn't really get out of hand until the Yom Kippur War in 1973

and the ensuing embargo from the Organization of Petroleum Exporting Countries (OPEC), the Middle Eastern oil cartel that sought to punish Israel and its supporters in the West. Prices dipped from 1975 to about 1978 before spiking again with the overthrow of the Shah of Iran in 1979, the beginning of the Iran-Iraq War, and the rise of Ayatollah Khomeini.

Prices took a tumble from 1983 onward. At this time, the first futures contracts were traded on the New York Mercantile Exchange (NYMEX). These oil contracts were based on the West Texas Intermediate (WTI) price benchmark, as they are today. Partially because of this development, oil prices continued to fall until they bottomed in 1988. They would

not significantly rise again until forced to do so by the invasion of Kuwait by Iraq in 1990. Then they dropped once again.

I was doing a series of lectures at the Princeton Club in NYC throughout the 90's for a group called SIRE, the Society for the Investigation of Recurring Events. When I first started the talks, oil was trading below \$20 a barrel. My research convinced me that oil futures followed the pattern of Pluto and I chose that planet as its ruler. Because Pluto was about to enter Sagittarius in late 1995, I began to foretell that while transiting through that Jupiter-ruler sign, its price would explode. I was audacious enough to even predict that it would rise above \$100 a barrel. At first the investors in the SIRE group chuckled at me. Then as year after year the price of crude

rose into the \$30s and \$50s, the crowd at my lectures increased accordingly. By the time oil was trading in the \$70 range there wasn't a room big enough to fit my audience. When it finally made that \$100 mark, I was quite pleased.

Then as Pluto was getting ready to leave Sagittarius in 2008-09 and enter restrictive Capricorn, I predicted the end of the oil bubble and warned my trading partners and friends to short the commodity. The drop in oil prices was precipitously faster than its rise. By early 2009 oil had dropped from its high of \$147 a barrel in July 2008 to below \$50 a barrel in January 2009, a matter of a few months. The decline was sharp and swift, as an astrologer would expect when a planet leaves expansive Sagittarius and

enters restrictive Capricorn.

Because all markets fluctuate and even in a bubble market there can be serious drops, this was a position trade, not a day trade or a short-term one. As you can see from the chart, oil dropped in 1998 testing the lows, as markets will often do. It then began its unprecedented run up until Pluto entered Capricorn in late 2008. Then once again the market became erratic with violent ups and downs. The astrology showed the general direction of the market and the timing of the change of direction, but the swings in price were so severe that an uneducated trader could easily be wiped out. Here, once again, the knowledge of how to trade the market became crucial.

With Pluto continuing in

Capricorn until 2024-25, and its imminent conjunction to Saturn in 2020, we are seeing the oil markets stuck in a tight trading range. With the recent discovery of massive amounts of light crude in the Permian Basin in West Texas and the continued growth of alternative energy sources, the price of oil should continue to remain somewhat suppressed for some time to come, as America once again becomes the biggest producer of fossil fuel in the world.

People tend to be stubborn. I found many traders resistant to my work because they had traded for many years and couldn't recognize the potential value of astrology. Astrologers can be just as stubborn. They will assume that because they have found a planetary correlation to a market



that that is all they need to know. Let me tell you from personal experience how dangerous this can be. Even before I understood how the markets move and act, I made some wonderful calls and was able to make a living right from the start, but in my early years of trading I also made some catastrophic mistakes that more than once wiped out my accounts and left me hustling for rent. My education consisted of finding the planetary activity, but it also was a matter of studying the financials, and it took several years before I understood that markets have a life and psychology of their own. This is where technological analysis and historical information come in.

My trading partners relied on my knowledge of astrology to predict the motions of the markets, but in the beginning of my career I relied on their knowledge to know where to put stops, where support and resistance was, how to read moving averages, trend lines, find events such as double tops, head and shoulders, and so many other tricks that come from spending years looking at computer screens. By the time 9/11 ended my years on the exchange, I had accrued a vast amount of knowledge about how stocks, bonds, currencies and commodities worked. The destruction of the World Trade Center is something I will never forget. The loss of life, property, and a deep-rooted insecurity and malaise that followed may never be completely expunged from our collective consciousness. I lost

many friends, clients, and trading partners that day and the business has never felt the same to me since. I continued to trade from outside, but there was no sense of comradeship or of belonging that going to the floor every day gave me.

There are a number of charts I examine when preparing a lecture on financial astrology, including the chart of the DOW, the Nasdaq, the New York Stock Exchange (NYSE), the United States, and the historic charts of the markets. I also use the astrology of past movements to examine planetary patterns and their possible recurrence. As I view the potential near future, I am concerned that we are heading towards a cliff that the current movements of the stock markets are disguising. As many of you know, we are sitting at a precarious position in the financial world. The volatility in this country and in much of the world tends to make investors uneasy. The markets do not like instability and since the markets are very much psychology-powered, fear can easily lead to panic and result in massive drops in equities. When there are underlying bearish problems, such as there were leading up to the mortgage collapse in 2006-7 and the subsequent stock crash of 2008, then the potential of a financial collapse is obviously much greater.

In my opinion we are heading into a debt-fueled recession. There are many indicators, both astrological and financial, that have led me to this conclusion. I've been writing about this for the past two years and my feelings haven't changed. We have a national deficit that is completely untenable and will eventually drag down our economy. As we know, there will be a massive buildup in 2020 with Mars, Jupiter, Saturn and Pluto traveling together in Capricorn in opposition to America's Cancer planets and crossing America's Pluto. This will build tension in the markets and in world events. But it is in 2021 when Saturn has left Capricorn and enters Aquarius that I am carefully watching. In February, Saturn will begin to square Uranus in Taurus.

In late 2004 I predicted that the housing markets would soon collapse once Saturn left Cancer and entered Leo, beginning its square to Neptune. In July 2005 the housing markets peaked and began to drop, exposing the decaying underbelly of that market and the extreme fraud in the mortgage business. That was the exact month that Saturn entered Leo. By 2006 I began to write and lecture that we were heading for a massive stock market crash that would occur in the fall of 2008, when Saturn opposed Uranus. This opposition fell exactly on the Mars of the NYSE Mars. I was, of course, quite accurate. In 2008-10 Saturn was in opposition to Uranus and

we had the worst stock crash in decades. The coming square between these two planets will test the results of what occurred during the opposition.

With Trump's tariff war, the slowdown in China's markets, the unsure results of Brexit, and last year's tax bill – which was a trillion-and-a-half dollar gift to corporations and the richest Americans – the dominoes are in place. Climate change will continue to be a drain on our resources as we see more massive storms, droughts, fires and other radical weather events. All of the indicators imply that we are heading towards a massive recession that will be more difficult to recover from than the one in 2008-10. For one thing, this Administration doesn't seem to grasp the reality of what is going on in the world. The last recovery, while it did not help many Americans, did prevent a second great depression, which was a very possible outcome. The U.S. Federal Reserve used one of their most powerful tools, lowering interest rates, which made cheap money readily available to small businesses and banks. But now that those interest rates still historically low there isn't that much room for adjustment. Also, as interest rates rise, which is inevitable, many people will not be able to afford a mortgage, credit card payments, college, and large purchases such as cars and appliances. This will also begin to drain on our economy as the recession results in more layoffs and shrinking

manufacturing numbers. I believe we are heading into a serious bear market and recession.

In fact, I believe that the bear market already began at the end of 2018 and we are now in a bear market rally. Uranus reenters Taurus, ruler of money, in March 2019. It will begin to conjoin Venus in the NYSE chart in June 2019. For the rest of this year we will experience much volatility in the markets, with lower lows and lower highs. By early 2020, when Saturn conjuncts Pluto, and both square four planets in the NYSE chart, we will see that the cracks in our financial markets are widening. Then in 2021, when Saturn has left Capricorn and entered Aquarius and begins its square to Uranus in Taurus, we will most likely have a collapse of the world economy. How bad it will be will depend upon many issues, including political actions and the 2020 election, the European political and financial resolutions, Venezuela, Brazil, China's economy, the trade wars being instituted by this Administration, and as always, the underlying psychological effects of this all. Hopefully clearer and wiser heads will prevail and we can avoid serious or long-term problems. I am by nature an optimist and hold onto the hope that we will as a society regain our footing and make preparations in advance to avoid the worst of this potential coming storm.

Biography:

Astrologer **Mitchell Scott Lewis** specializes in financial, medical and relationship astrology.

Throughout the 90's he worked on the floor of the Mercantile Exchange as an astrological trader and analyst. His frequent lectures included UAC in Chicago May 2018. Since 2011 he has been a regular guest on *Coast to Coast AM*, predicting financial and political events.

He accurately predicted the rise of oil prices in the 90s, the collapse of the housing market, the '08 stock market crash, and the recent collapse of Bitcoins. He is the author of the "Starlight Detective Agency" series, featuring astrologer/detective David Lowell published by Poisoned Pen Press: *Murder in the Eleventh House*, *Death in the Twelfth House*, and *Evil in the First House*. A fourth book in the series will be available soon.

Astrological Beauty of the S&P 500

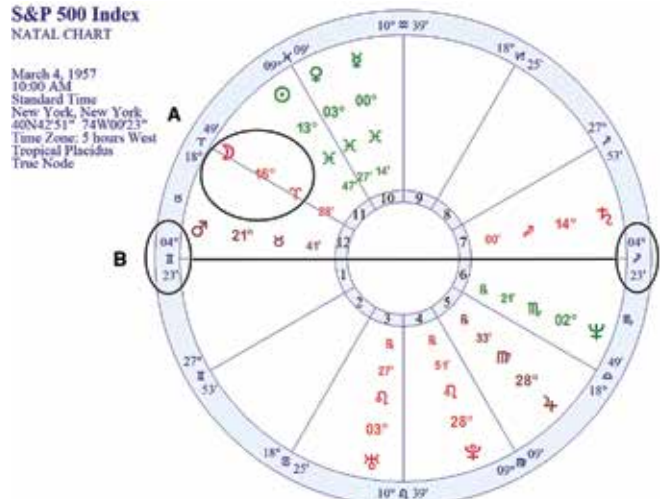
By Susan Abbott Gidel

The natal horoscope of the Standard & Poor's 500—the primary benchmark for U.S. stock market performance—is stunning in its astrological connections across more than 200 years of U.S. financial history. Indeed, significant planets and angles connect with charts of the United States, the New York Stock Exchange, the Securities and Exchange Commission and several investment and derivatives products.

I backed into discovering these connections while researching the S&P 500 for my book, *Trading In Sync With Commodities—Introducing Astrology To Your Financial Toolbox*. As a 40-year veteran of the commodity futures industry, I was researching how the first-trade charts of commodity futures markets responded to transits at significant price highs and lows. In the case of the S&P 500, I concluded that market movement responds best to the original cash index natal chart from 1957 rather than that of the futures contract of 1982—perhaps because of its vast connections.

S&P 500 Index

The S&P 500 Index was introduced on March 4, 1957 (1) by Standard & Poor's, which has its financial statistical roots going back to 1860 in tracking railroad companies. This new, broader index of 500 companies replaced the S&P 90, originally introduced in 1926. I use the 10:00 a.m. opening bell of the New York Stock Exchange as the launch time because the resulting horoscope (Chart 1) has great synergy with the U.S. Sibly chart and that of the prevailing stock market benchmark of the time, the Dow Jones Industrial Average (DJIA).



[Chart 1] S&P 500 Natal

In terms of connections, the two I find most fascinating are the S&P 500's natal Moon at 16 Aries (A), which connects by conjunction or opposition to eight of the 10 other horoscope charts, and the horizon at 04 Gemini/Sagittarius (B), a degree area represented in nine of these 10 charts (Table 1).

TABLE 1

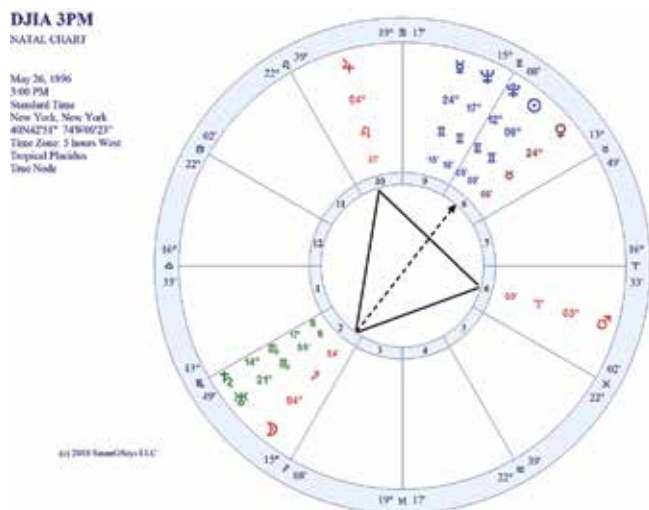
For important highs in the market, pay attention to the Pisces stellium that includes the Sun, Mercury and Venus; also watch Pluto in Leo, which is most closely opposite Mercury. For important market lows, watch for when the S&P 500 natal Sun, Moon and Uranus are in play.

S&P 500 and the DJIA

The Dow Jones Industrial Average is the granddaddy of U.S. stock market measurement, first published on May 26, 1896 (2) by Charles Dow,

	Connections to S&P 500 Descendant at 04 Sagittarius	
Chart	Planet	Degree
S&P 500 Index	Descendant	04 Sagittarius
DJIA	Moon	04 Sagittarius
DJIA	Sun	06 Sagittarius
USA Sibly	Uranus	08 Gemini
NYSE Constitution	Descendant	07 Sagittarius
SEC	Mars	02 Gemini
Vanguard 500	Moon	00 Sagittarius
Vanguard 500	Jupiter	00 Gemini
S&P 500 Futures	Uranus	03 Sagittarius
S&P 500 Options on Futures	Jupiter	06 Gemini
E-mini S&P 500 Futures	Pluto	03 Sagittarius

founder of Dow Jones & Co. that publishes The Wall Street Journal. I use the 3:00 p.m. close of the New York Stock Exchange (trading hours in 1896 were 10 a.m.-3 p.m.) as the launch time because I presume that Mr. Dow had only pencil and paper with which to calculate the average, so simply added the individual stock settlement prices and divided by 12, the number of stocks in the initial average. (Plus, it puts the Moon in opposition to the Sun and completes a Grand Trine with Mars and Jupiter. Indeed, it makes me wonder if this date and time were elected. May 26, 1896 doesn't jump out as a logical day to begin anything. It was a Tuesday—not a Monday or Friday—and not at the end or beginning of a month.)



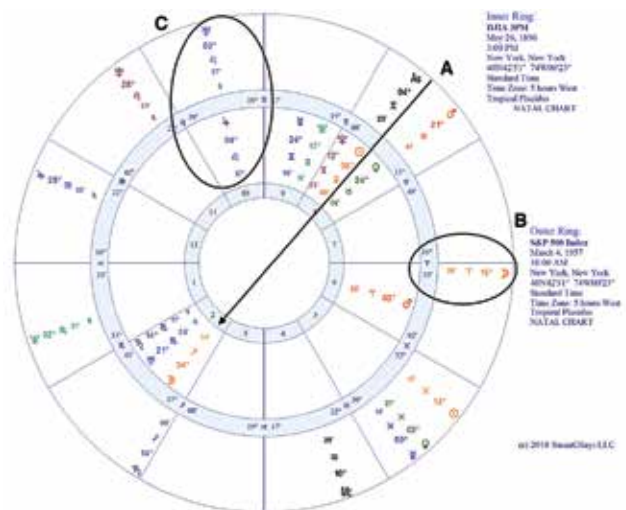
[Chart 2] DJIA Natal

The S&P 500 launched 61 years after the DJIA, yet is connected to that longstanding market measure in significant ways (Chart 3 on next page).

A—The S&P 500 ascendant at 04 Sagittarius is conjunct the DJIA Sun at 06 Sag and partile opposite the DJIA Moon at 04 Gemini.

B—The S&P 500 Moon at 16 Aries is partile conjunct the DJIA descendant at 16 Aries.

C—Finally, the S&P Uranus at 03 Leo is conjunct the DJIA Jupiter at 04 Leo, thus tying into the DJIA Grand Trine in Fire that includes the Moon and Mars.



[Chart 3] S&P 500/DJIA biwheel

S&P 500 and the United States

Of the many available offerings for the natal chart of the United States, the S&P 500 shows especially close alignment with the Sibly chart of 5:10 pm on July 4, 1776 in Philadelphia (3).

Any of the times for that date would show similar connections with the S&P 500 natal Moon opposite the USA's natal Saturn (Chart 4, A), and the partile trines between the S&P 500 Sun and Venus with the USA's Sun and Venus, respectively (B). The Sun/Venus trines are particularly important, I believe, in supporting the idea that the S&P 500 represents the country's identity and its financial system.

However, note that with the Sibly chart, two S&P 500 planets are conjunct the USA angles within two to four degrees—Saturn and the ascendant, and Jupiter and the midheaven. In addition, the Sibly Uranus is conjunct the Sibly chart descendant. These connections with the S&P 500 are one reason why I use the Sibly chart.

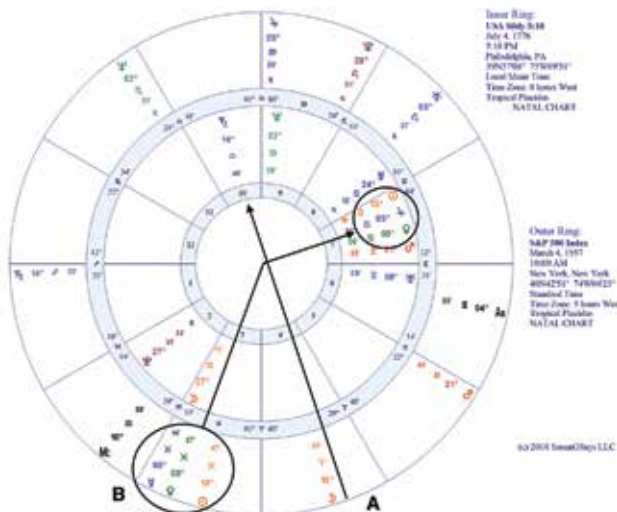
In further support of the Sibly chart, three financial charts from two other centuries have outer planet conjunctions to the USA Sibly horizon at 12 Sagittarius/Gemini. First, the NYSE Constitution Jupiter at 10 Sag and Uranus at 15 Sag straddle the Sibly ascendant. Second, the DJIA Pluto is partile conjunct the Sibly descendant. And, third, the S&P 500 Saturn at 14 Sagittarius is conjunct the Sibly ascendant.

S&P 500 and the Securities Industry

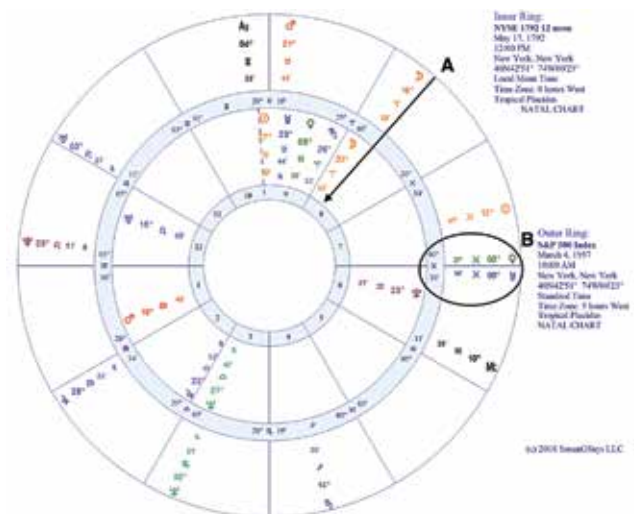
You would expect that the index that is the barometer of the U.S. stock market would have astrological connections to the institutions that provide market structure—the New York Stock Exchange (NYSE) and the Securities and Exchange Commission (SEC)—and you would be right.

The NYSE has its roots in transactions that began under a Wall St. buttonwood tree on May 17, 1792 (4). The time is unknown, and I am aware of financial astrologers who put forward times ranging from 7:55 a.m. to 11:56 a.m. I use 12 noon (which puts the Sun in the ninth house) on the theory that the “call time” noted in the 1817 NYSE Constitution was carried over from tradition.

Chart 5 (*below*) shows several interesting connections between the start of the NYSE and that of the S&P 500 Index 165 years later. As with the USA chart, the S&P 500 Moon would be conjunct the NYSE Moon (A) no matter the exact time chosen during normal business hours. However, with a 12 noon start time, the S&P 500's sensitive Venus and Mercury straddle the NYSE's descendant (B). Note also that the S&P Sun is opposite the NYSE Mars, and that the S&P Mars is conjunct the NYSE Mercury and Sun. The latter allows investors to take action (Mars) in the country's premier (Sun) stock market (Mercury).



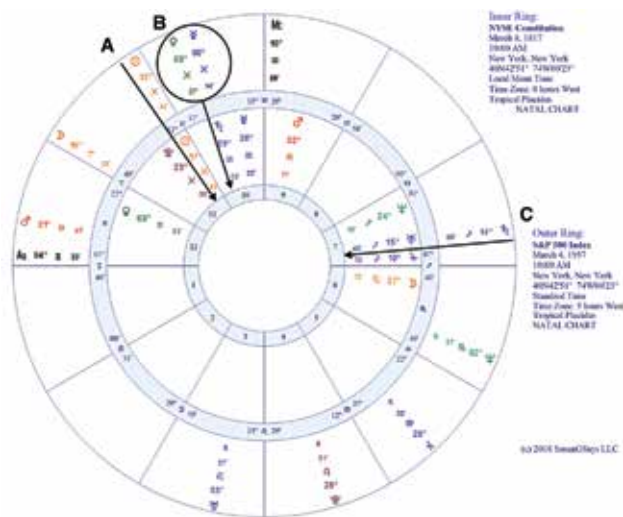
[Chart 4] S&P 500/USA Sibly biwheel



[Chart 5] S&P 500/NYSE biwheel

Formal rules for the NYSE were established on March 8, 1817 (5) as a constitution was adopted. Once again, the time is unknown, so I have chosen 10 a.m. on the premise that the members met to vote on the constitution before the opening of trading began at 12 noon, the call time included in the new rules. (Also, it puts the horizon at 07 Gemini/Sagittarius, within spitting distance of that important stock market degree area.)

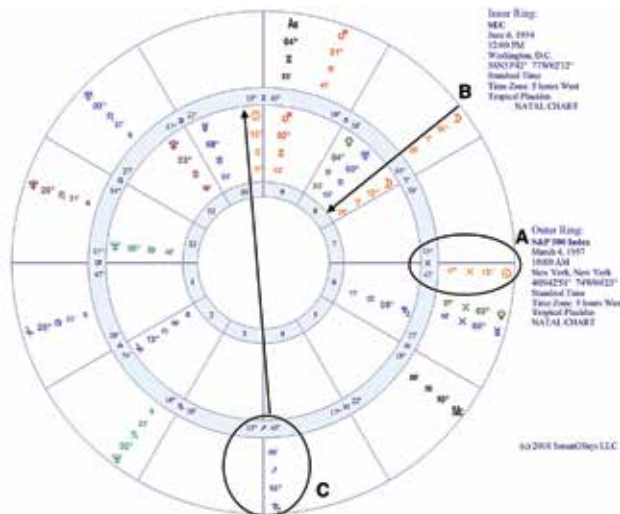
The S&P 500 natal chart resonates with the NYSE Constitution (Chart 6) even more than with the Buttonwood chart of 1792. First, the two natal Suns are conjunct (A). Second, the S&P 500's Venus and Mercury are conjunct the NYSE Constitution Saturn (B), connecting moneymaking to exchange rules. Despite a 140-year gap, the S&P 500 Saturn is conjunct the NYSE Constitution Uranus (C), and the S&P 500 Uranus is opposite the NYSE Constitution Mars (D). Clearly, the time had come to create an index that represented stocks traded on the premier U.S. stock exchange.



[Chart 6] S&P 500/NYSE Constitution biwheel

After the Crash of 1929, even more rules governing the stock market were put in place, this time by the federal government. The Securities Exchange Act of 1934 established the Securities and Exchange Commission (SEC) as the industry's federal regulator. President Franklin D. Roosevelt signed the act at 12 noon on June 6, 1934 in Washington, D.C. (6).

Twenty-three years later, when the S&P 500 Index was launched, its natal Sun was conjunct the SEC's descendant (A) and their natal Moons were conjunct (B), as shown in Chart 7 below. In addition, the S&P's natal Saturn was not only conjunct the SEC's IC, but also opposite its Sun (C). Also of note is that the S&P's Pluto is partile opposite the SEC Saturn, and that the S&P's Neptune is opposite the SEC's Uranus and Venus.



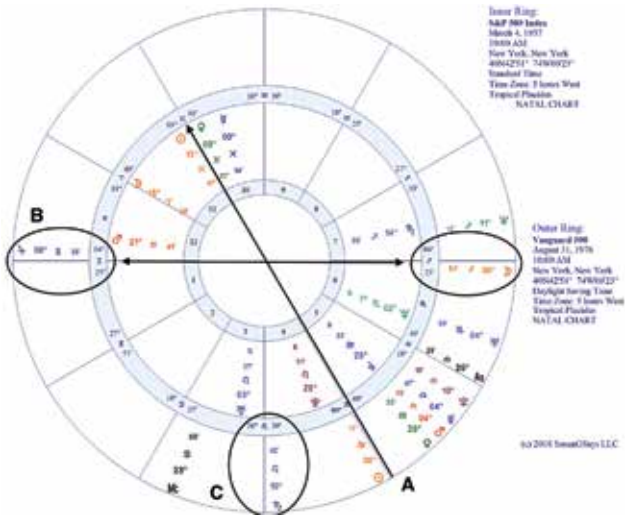
[Chart 7] S&P 500/SEC biwheel

S&P 500 and Securities

It took not quite 20 years after the S&P 500 was launched for the first financial product based on the index to open up to individual investors for direct investment. The first index mutual fund—the Vanguard Index Trust (now the Vanguard 500)—launched on August 31, 1976 (7); I use the NYSE opening bell of 10 a.m. for the horoscope chart.

The Vanguard 500 natal Sun at 08 Virgo neatly bisects the S&P 500 natal Sun and Venus by opposition (Chart 8, A on next page). Most interesting is that both the Vanguard Moon and Jupiter are at 0 degrees of Sagittarius and Gemini, respectively, thus conjunct both sides of the S&P 500 horizon (B). This reflects the massive popular appeal the Vanguard 500 has with the investing public. Today, according to Marketwatch.com, its assets total \$263 billion, second only to the SPDR exchange-traded fund at \$280 billion among U.S. mutual funds.

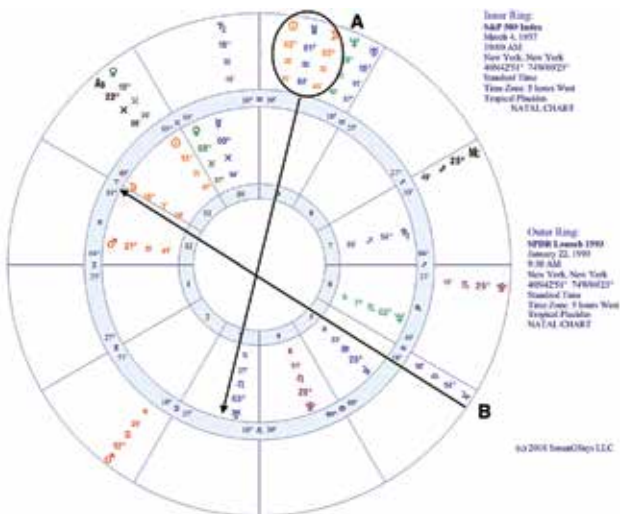
Finally, the mutual fund's natal Saturn is almost exactly conjunct a third angle of the S&P 500's natal chart, the IC, at 10 Leo (C).



[Chart 8] S&P 500/Vanguard 500 biwheel

Mutual funds, like the Vanguard 500, obviously remain popular with investors. However, a new product—the exchange-traded fund (ETF)—brought more timing flexibility when the first one debuted in 1993. With an ETF, investors can trade in and out during the trading day; with a mutual fund, an investor can only enter or exit on the daily close.

The first ETF introduced was the Standard & Poor's Depository Receipt (SPDR), (*Chart 9 below*) based on the S&P 500, that launched on January 22, 1993 (8); I use the opening bell of the NYSE at 9:30 a.m. (moved up from 10 a.m. in 1985) for the natal chart.



[Chart 9] S&P 500/SPDR Index biwheel

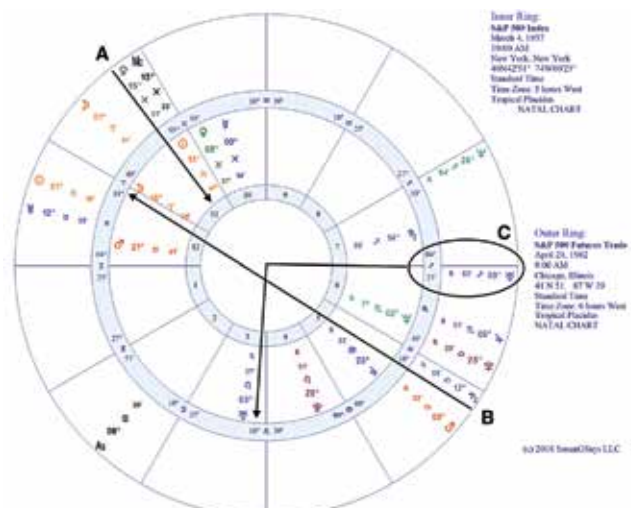
Note the tight stellium among the Sun, Moon and Mercury in Aquarius opposite the S&P 500 Index natal Uranus in Leo (A) as if announcing a bold, new way of investing. The SPDR's natal Jupiter, opposite the S&P 500's natal Moon (B), says to watch for immense public popularity. Although a little wide, the SPDR natal Venus is conjunct the S&P 500 natal Sun.

S&P 500 and Derivatives

S&P 500 futures, launched in 1982, were a game-changer for the futures industry in terms of drawing institutional investors to the futures arena. U.S. futures exchanges raced to launch stock index futures contracts once the products were approved by regulators.

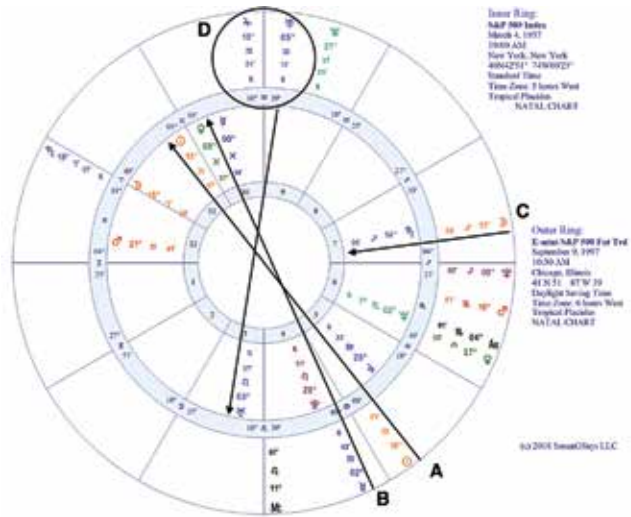
The Chicago Mercantile Exchange (now CME Group) struck a licensing deal with Standard & Poor's to offer the first derivatives product on the S&P 500, which launched on April 21, 1982 (9). I use 9:00 a.m., Chicago time, which matches the opening of trade at the New York Stock Exchange.

The S&P 500 futures horoscope (Chart 10) connects to the underlying index natal Sun and Moon. Both Venus and the MC of the futures contract are conjunct the S&P 500's Sun (A), while Saturn is opposite the index's natal Moon (B). Interestingly, this new innovation in stock market derivatives was introduced with Uranus not only conjunct the S&P 500 Index descendant (C) in early Sagittarius, but also partile trine its natal Uranus.

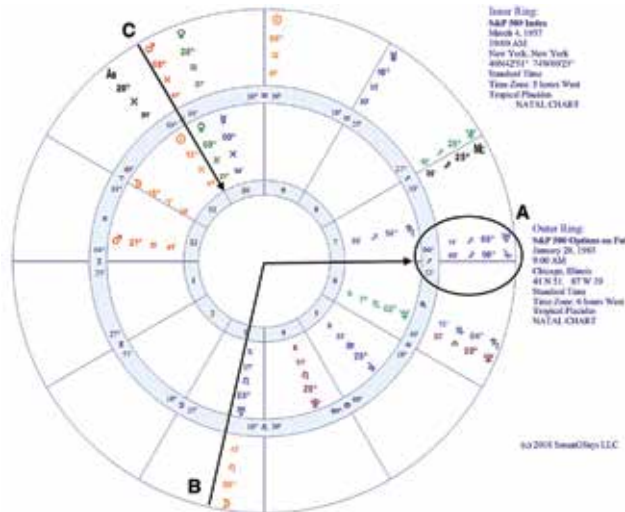


[Chart 10 S&P 500 futures horoscope]

Options on the S&P 500 futures contract came on the scene less than a year later, on January 28, 1983 at 10:00 a.m. in Chicago (10). By that time, Jupiter at 06 Sagittarius had moved into a conjunction with the S&P 500 Index descendant, while the Moon was partile conjunct the Index natal Uranus at 03 Leo (B) and trine the S&P 500 futures contract natal Uranus at 03 Sagittarius. Note that the options contract's Sun was conjunct the underlying index MC, with Mars splitting the difference between the underlying's natal Sun and Venus.



[Chart 12 S&P Index/E-mini Futures biwheel]



[Chart 11 S&P Options/S&P 500 biwheel]

Four Planets and Ascendant of S&P 500 Connect to All Charts

Just like at the ol' ballpark, you need a scorecard to keep track of all the connections that the S&P 500 Index natal chart makes with 10 important natal charts in U.S. financial history that span 221 years. For brevity's sake, Table 2 shows only the S&P 500 planets (and ascendant) that are in major aspect with all 10 other charts. These include the S&P 500 natal Sun, Moon, Jupiter and Neptune.

In the midst of the dot.com boom, a smaller-sized S&P 500 futures contract that traded exclusively online—the E-mini S&P 500—was launched to appeal to individual traders and investors. It opened for trading on September 9, 1997 at 10:30 a.m. in Chicago (11). In 2017, the E-mini S&P 500 was the most traded stock index futures contract in the world, with 366 million contracts trading hands, according to the Futures Industry Association.

The E-mini S&P 500 futures contract has five straight-line connections with the S&P 500 Index from 40 years earlier—Sun opposite Sun (A), Mercury opposite Mercury/Venus (B), Moon conjunct Saturn (C), Uranus opposite Uranus (D), and Saturn conjunct Moon (E). Also, two planets from the futures contract are on the underlying index angles—Pluto conjunct the descendant, and Jupiter conjunct the MC.

To read the table, go down the first column of planets in the S&P 500 chart. Then, read across to see that planet's connection to the horoscope charts across the top. For example, in the upper left corner, the S&P 500 Sun is trine the USA Sibly Sun and square to the USA Sibly Uranus.

Here's the connection tally on the other planets:
Mercury and Venus—connected to everything but SPDR ETF

Mars—connected to USA Sibly, both NYSE charts, DJIA, S&P 500 options on futures and SPDR ETF

Saturn—connected to everything but S&P 500 options on futures

Uranus—connected to everything but USA Sibly

Pluto—connected to everything but DJIA

MC—connected to both NYSE charts, DJIA, Vanguard 500, S&P 500 options on futures, E-mini S&P 500 futures

S&P 500 Index Natal Horoscope Connects to 10 Financial Horoscopes Across 221 Years										
S&P 500 Index 1957	USA Sibley 1776	NYSE Buttonwood 1792	NYSE Constitution 1817	DJIA 1896	SEC 1934	Vanguard 500 1976	S&P 500 Futures 1982	S&P 500 Options 1983	SPDR ETF 1993	E-mini S&P 500 Futures 1997
Sun	Trine Sun; Sq Uranus	Opp. Mars	Conj. Sun; Sq. Uranus, Jupiter	Trine Saturn; Sq. Pluto	Conj. Desc; Opp. Neptune; Sq. Sun, MC	Opp. Sun; Sq. Neptune	Conj. Venus, MC	Conj. Mars	Conj. Venus; Trine Moon	Opp. Sun; Sq. Moon; Trine Mars
Moon	Opp. Saturn; Sq Sun	Conj. Moon; Opp. Jupiter; Trine Uranus	Trine Uranus	Conj. Desc	Conj. Moon; Opp. Jupiter	Opp. Pluto; Conj. Desc	Opp. Saturn	Sq. Mercury	Opp. Jupiter; Sq. Uranus, Neptune, Mars	Conj. Saturn; Trine Moon
Jupiter	Conj. MC; Sq. Venus	Trine Sun, MC, Mercury	Opp. Pluto; Trine Mars; Sq. Neptune	Trine Venus; Sq. Mercury	Trine Mars	Conj. Venus; Trine Saturn	Conj. Mars; Opp. Moon; Sq. Neptune	Sq. Neptune	Trine Moon, Mercury, Sun; Sq. MC	Trine Neptune
Neptune	Trine Venus, Jupiter, Moon	Opp. Venus	Sq. Mars; Opp. Venus; Trine Saturn	Sq. Jupiter	Opp. Uranus, Venus	Conj. Uranus	Opp. Sun, Conj. Jupiter	Conj. Saturn; Sq. Moon	Sq. Sun, Mercury, Moon	Conj. Asc, Venus; Sq. Uranus
Asc	Conj. Uranus	Conj. Sun, MC	Conj. Asc	Conj. Moon, Opp. Sun	Conj. Mars	Conj. Jupiter, Opp. Moon	Opp. Uranus	Opp. Jupiter, Uranus; Trine Moon	Trine Sun, Mercury	Opp. Pluto; Sq. Mercury

[Table 2] S&P 500 Index Natal Horoscope Connections

2019 Outlook for S&P 500

I am looking for a major high in the U.S. stock market by year-end 2019 for three reasons:

In two previous 45-year Saturn/Uranus cycles, a significant top in stocks occurred between the waning Saturn/Uranus trine and the waning square. In Cycle I (1897-1942), the market topped in 1929, six months before the waning square began in February 1930, and fell 89 percent. In Cycle II (1942-1988), the market topped in 1973 in the middle of the waning trine and fell 47 percent. In the current cycle, the waning trine occurred in 2017, with the start of the waning square in February 2021.

That timespan gets shortened to January 2020 because of the significant pressure from the Capricorn conjunction of Saturn, Pluto, Sun and Mercury on January 12, 2020.

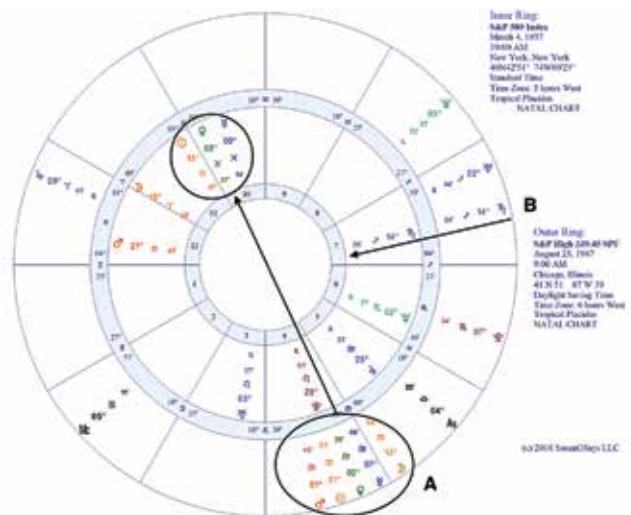
I am particularly focused in on August 30, 2019 for a potential stock market top because of its astrological similarity to the top that occurred before the Crash of 1987, which sent stocks down nearly 23 percent in one day not quite two months later.

That said, there are six dates in 2019 that have astrological similarity to 23 previous highs in the S&P 500 since 1982 that I researched for my book; only two dates in 2019 have astrological similarity to 19 previous lows since 1982.

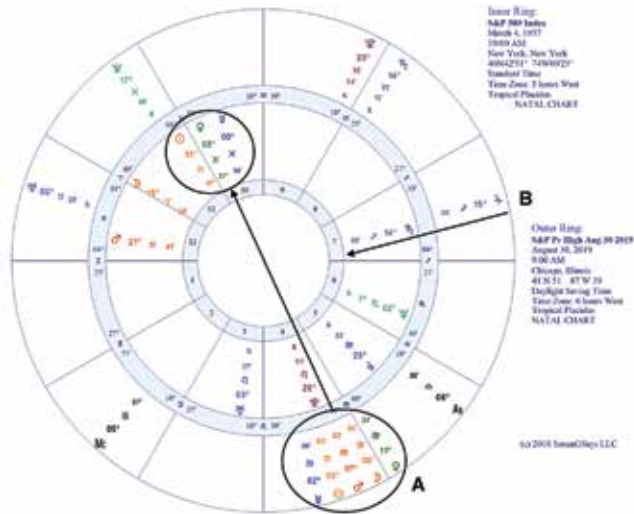
February 19—High
April 5—High or Low

August 23—High
August 30—High
September 6—High
October 10—Low
November 6—High

In 1987, the S&P 500 peaked on August 25, when a five-planet stellium in Virgo opposed the S&P 500 Index natal Pisces stellium of Sun, Venus Mercury (Chart 13, A). In addition, the index was having its first Saturn return (B).



[Chart 13] S&P 500/1987 Top biwheel



In 2019, those same five transiting planets—Sun, Moon, Mercury, Venus, and Mars—will all be together in early Virgo for the first time since 1987, all opposing the S&P 500’s natal Sun, Venus Mercury stellium in Pisces on August 30 (Chart 14, A). Note that the look-alike nature of these two biwheels continues with transiting Jupiter conjunct the S&P 500 natal Saturn.

It also is noteworthy that those five planets in Virgo will have recently activated 28 Leo, the degree of the 2017 Great American Eclipse and of the S&P 500’s natal Pluto. Transiting Mars kicks it off on August 16, with Venus on August 20, the Sun on August 22, Mercury on August 28 and the Moon on August 29.

Based on the storyline present at the time of the 2017 eclipse, I’m expecting news about the relationship between the United States and North Korea concerning nuclear weapons to bubble up during the last two weeks of August 2019. Peaceful news could be expected the lift the stock market, while deteriorating, aggressive news could be expected to be bearish.

Be aware that the U.S. stock market already has fulfilled the expectation of setting an all-time high in the time period of the Saturn/Uranus cycle waning trine and waning square with the records set in September and October 2018 by the S&P 500 and DJIA, respectively. However, I expect there are

more new highs to come in 2019 due to the several high potential patterns I see through September 2019 and the extraordinary astrological circumstances coming up in the last half of August 2019.

But, whatever the news, it is my advice to be paying attention to your personal investments and finances throughout the summer of 2019, and particularly August. Indeed, it is wise to remember that markets do not respond exclusively to astrology, but rather will react as a variety of technical and fundamental indicators converge in time.

Endnotes:

“What Happened on March 4, 1957.” OnThisDay.com. 3 October 2017. <http://www.onthisday.com/date/1957/march/4>.

“Dow Jones Industrial Average®.” S&P Dow Jones Indices. 8 October 2018. <https://www.spindices.com/indices/equity/dow-jones-industrial-average/>

“Nation. USA No. 1.” Astro Databank. 8 October 2018. https://www.astro.com/astro-databank/Nation:_USA_No.1

Stedman, Edmund Clarence. *The NYSE*. (London: Forgotten Books, 2012) 36.

Ibid. 63.

“Roosevelt Signs Exchange Curb Bill.” *The New York Times*. 7 June 1934, p. 7.

Bogle, John C. “The First Index Mutual Fund: A History of Vanguard Index Trust and the Vanguard Index Strategy.” *The Vanguard Group, Inc.* 6 October 2018. https://www.vanguard.com/bogle_site/lib/sp19970401.html

Prestbo, John A. “Legacy of the 1987 Crash: The ETF.” *The Wall Street Journal*. 8 October 2017. <https://www.wsj.com/articles/a-surprising-legacy-of-the-1987-crash-the-etf-1507515300>

Tamarkin, Bob. *The Merc*. (New York: Harper Business, 1993) 279.

“Open Outcry” newsletter. *Chicago Mercantile Exchange*. January 1983, p. 1.

Lucchetti, Aaron. “‘Mini’ Contract Based on S&P 500 Opens Big on CME.” *The Wall Street Journal*. 10 September 1997, p. C30.

Biography:

Susan Gidel is a 2014 graduate of the International Academy of Astrology, and is now a faculty member, where she teaches “Intro to Financial Astrology,” and “Financial Astrology 101.” She publishes a monthly newsletter for investors and traders, “Red Letter Trading Days,” to point out when mundane transits could affect the U.S. stock market. Susan is a member of NCGR, ISAR and Friends of Astrology. She is Organizer of the Chicago Astrology Meetup Group, which meets monthly at the full moon.

Susan Abbott Gidel owns SusanGSays LLC, a Chicago-based consultancy that specializes in helping investors, traders, business owners and marketing agencies go with the astrological flow. Susan spent 40 years in the commodity futures industry as a journalist and brokerage firm marketing executive. Her book, *Trading In Sync With Commodities—Introducing Astrology To Your Financial Toolbox*, was published in April 2018, and is available at amazon.com. It covers how to use astrology in trading six major markets—S&P 500, crude oil, gold, soybeans, Euro FX, and U.S. 10-year Treasury notes.

HOW NCGR-PAA CAN SERVE YOU

The NCGR-Professional Astrologers' Alliance helps you and your business in the following ways,

- ★ Administration of the NCGR-PAA Educational Testing Program for Professional Certification
- ★ Ongoing web listing of certification test venues (national and international)
- ★ Website resource for the Education Curriculum and Study Guide
- ★ Certification testing fee discounts for NCGR members
- ★ Web listing of NCGR-PAA Certified Astrologers and links to their personal website or email.
- ★ Online/live educational workshops on chart calculations and other astrology topics

Order your study guide for only \$20.00 - plus shipping!

For more details and information, visit us at www.astrologersalliance.org or email us at info@astrologersalliance.org



IBIS PRESS

PROUDLY PRESENTS

Renowned Financial Astrologer

CHRISTEEN H. SKINNER



Exploring the Financial Universe

The Role of the Sun and Planets in the World of Finance

For both beginning and experienced astrologers. The author carefully covers upcoming financial forecasts for 2017 through 2024—including solar rhythms and the intricacies of commodity, property, and currency price movements within planetary cycles. Also explores the relationship between time and price, with a chapter on the natal horoscope and financial rhythms predicted at birth.


978-0-89254-218-5 • 6 x 9 • 256 pp. • Illustrated

The Beginner's Guide to the Financial Universe

An Introduction to the Role of the Planets in Financial Markets

Illustrates the role of the Sun, Moon, planets and planetary cycles in market movements. Understand events in the solar system and their correlation with the world of money. Illustrated with financial charts for astro-traders. Offers date, time and place data that can be used for further investigation.

978-0-89254-224-6 • 208 pp. • 8½ x 11 • Illustrated



FOR A COMPLETE CATALOG, PLEASE VISIT WWW.IBISPRESS.NET

Astrological Signatures of Debt and Devaluation

Excerpt from “The Dragon’s Debt”

Marie Schoeppel

In 1997–1998 the countries of Thailand, Indonesia, Malaysia, South Korea, Hong Kong, Russia, and the Philippines, among others, experienced a financial crisis that forced them to dramatically devalue their currencies, caused their stock markets to plummet, and wreaked havoc on their economies. This article identifies specific astrological patterns that were present for several of these countries’ natal charts for that time period which indicated debt, devaluation, and financial upheaval.

In 2019 through 2022, China’s astrological chart is subject to very similar conditions as those present during these past crises. What is of concern in China’s case is that several major conditions occur within a narrow timeframe, increasing the probability of a sudden and severe financial crisis.

Economic Development and Debt Overload in Southeast Asia

From the late 1980’s to 1996, Thailand, Indonesia, and South Korea had increased their export base. Not only had exports increased, but the nature of their exports had changed from products made from basic commodities to high tech products such as electronics and automobiles. (1)

The capital coming in from these exports fueled investment in property, with property values rising accordingly, and this rise sparked a development boom in both residential and commercial property. Overbuilding became the norm, and much was financed by loans. As values continued to rise, and exports increased, banks felt comfortable with the added risk of extending more loans on the assump-

tion that those investing in industrial projects would be able to repay. This also led to certain wealthy sectors of society, such as the *chaebol* family businesses in South Korea, taking out huge loans in order to establish their dominance in certain industries. Because this was encouraged by the region’s governments, it also added to the debt load as they embarked on infrastructure projects. (2)

Most of this expansion was funded by debt denominated in foreign currencies—mainly the US dollar, because of the favorable exchange rate. And although their currencies were pegged to the dollar, most of them had limited reserves of foreign currency.

By the mid-1990’s, the tide was shifting. The Thailand property market had excess capacity, and investors were beginning to be concerned about this. In South Korea, the *chaebol* were investing heavily in semiconductor factories due to a global shortage of chips, which drove their price higher. But then oversupply hit the semiconductor market in 1996 and the price plunged, leaving these companies with huge loans, denominated in US dollars, which they were struggling to repay by 1997. (3)

Another condition was also dragging down the Southeast Asian economies: As they shifted to producing and exporting more high-tech products, their imports naturally increased so they would have the necessary components for production. This eventually led to current account deficits across the region, (4) which in turn made it difficult for them

to maintain their currency pegs to the US dollar. But they found themselves between a rock and a hard place, for if they did not maintain the peg, the value of their debt, in terms of their local currency, would skyrocket—and loans that were already burdensome would become even more so.

This combination of excess capacity in the property market, increasing imports yet lower prices for some exports, currency pegs, heavy US dollar denominated debt funding all types of property investment, and limited foreign reserves set the stage for a financial meltdown.

Overall Astrological Configurations of the 1990's

A stellium in Aquarius in the early part of 1997 played a role in triggering the crisis in Southeast Asia. The stellium consisted of Jupiter, Uranus, Mercury, Ceres, Venus, and the Sun; on February 13, there was a conjunction of Jupiter, Uranus, Mercury, and Ceres at 6° Aquarius. Note that Aquarius is the sign co-ruled by Saturn; other stelliums that have been associated with financial crises occurred in signs where Saturn has either exaltation or rulership. The natal charts of several countries involved in the crisis were strongly impacted by the February 13 conjunction, as will be explained below.

This conjunction was an important factor in the currency crisis because it involved Ceres, which appears to influence both currency exchange rates and changes or violations of national borders.

The total solar eclipse of March 9, 1997 at 18°30' Pisces was a decisive factor in triggering the events of the crisis. Mars conjunct the North Node at 29° Virgo, with both making a trine to Neptune at 29° Capricorn, added to the effects of the eclipse.

The financial meltdown began in Thailand in 1997, so its chart is analyzed first.

THAILAND – Economic Boom and Increased Foreign Investment

Thailand suffered many economic problems in the 1970's and early 1980's. It devalued its currency, the baht, twice in 1981 and again in 1984. But between 1987 and 1996, Thailand's private sector

experienced strong growth due to a new focus on industrialization to increase exports, as well as to foreign investment. (5)

Thailand's progressed planets were impacted by the Saturn-Uranus-Neptune triple conjunction of 1989–1993. These conjunctions (6) fell in Thailand's seventh and eighth houses, areas of the chart related to foreign relations, foreign investment, and foreign reserves.

On November 13, 1989, the transiting Saturn-Neptune conjunction at 10°21' Capricorn was almost exactly opposed by transiting Jupiter 10°30' Cancer, progressed Mars 10°11' Cancer, and natal Venus 10°24' Cancer—with these planets forming a T-square to the progressed Moon 13° Aries in the tenth house of government and leadership.

Saturn is the powerful planet here, for it is in Capricorn, which it rules. And Capricorn/Saturn rules Thailand's eighth house of foreign investment and debt. The involvement of Neptune and Jupiter, along with natal Venus, indicated that Thailand's economic growth was garnering much attention by foreign investors. But the opposition aspect indicates excessive debt is a risk, due to all parties being too willing to jump in without thorough investigation of the situation.

Usually a harsh aspect between Venus and Neptune would mean either deception or delusion was driving decisions that might later be regretted. But with progressed Mercury 22°14' Leo moving retrograde to conjunct natal Jupiter, there must have been some exaggeration of the true situation going on, and foreign investors were eager and willing to ignore any warning signs.

THAILAND – Excessive Property Development Loans

The Southeast Asia financial meltdown began on February 5, 1997 with the default on a eurobond by Somprasong Land, a Thai property developer. (7)

Investors had already been nervous about high levels of debt in the Thai property market, but their anxiety reached a peak in early 1997 as transiting Jupiter and Neptune were conjunct in the late

degrees of Capricorn in Thailand's eighth house of debt. They were also conjunct progressed Saturn, the ruler of the eighth house.

With progressed Jupiter 3°30' Virgo exactly in-conjunct transiting Uranus and natal Saturn 3°31' Aquarius, investors were nervous and heading for the exits. Jupiter represents foreigners and their interests in this chart, for Sagittarius/Jupiter rules the seventh house of foreigners. Somprasong's default triggered investors' concerns about the entire region, and was the tipping point toward the Thai baht devaluation in July 1997.

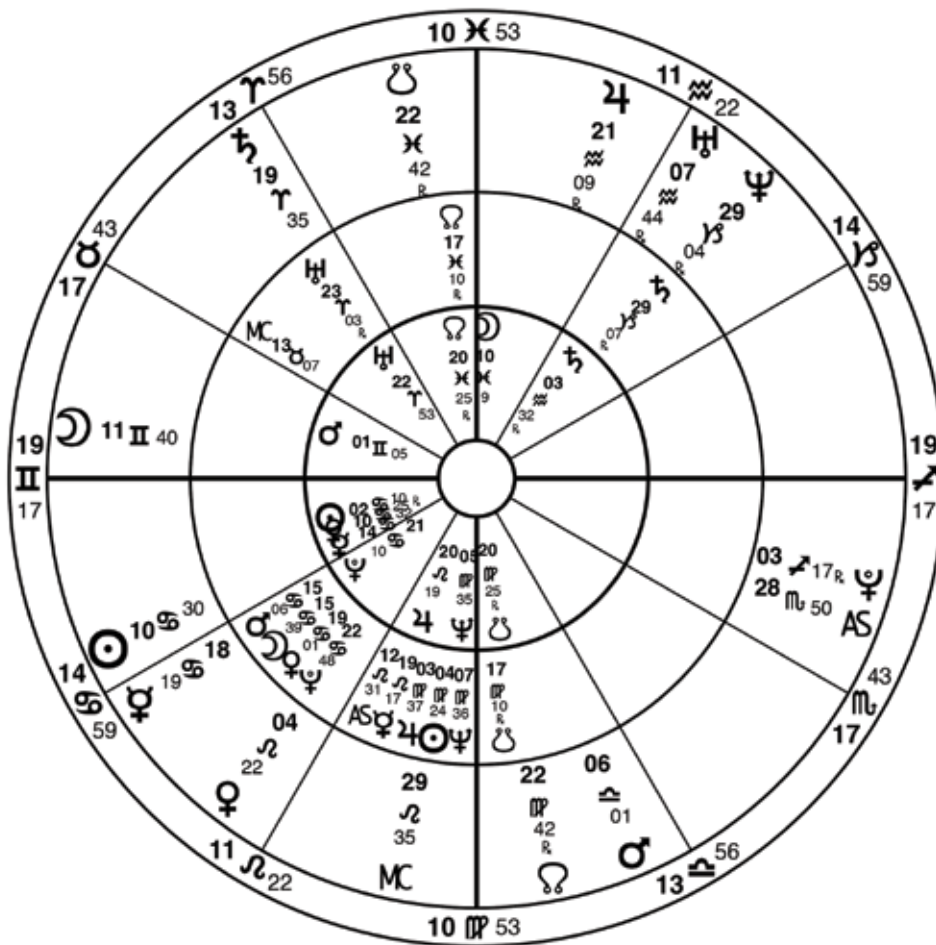
THAILAND – July 1997 Forced Currency Devaluation

In the months leading up to the 1997 devaluation of the baht, transiting Neptune 29° Capricorn was conjunct Thailand's progressed Saturn in the eighth house. Neptune hides facts, and being in the eighth house of foreign reserves and conjoining the chart ruler of those reserves, this probably indicated what wouldn't become known until later: A Forex trader at Thailand's central bank had committed a large portion of the country's foreign reserves to forward contracts. Thus, although Thailand had \$33 billion

Thailand Natal Chart
Reference Chart
 Natal Chart
 June 24, 1932
 5:00:00 AM 7E
 Bangkok > Krung Thep, Thailand

Thailand Secondary
2nd Chart
 Secondary Progression
 July 2, 1997
 10:43:00 PM 7E
 Bangkok > Krung Thep, Thailand

Thailand Transit July 2 1997
3rd Chart
 Natal Chart
 July 2, 1997
 3:43:00 PM 7E
 Bangkok > Krung Thep, Thailand



[Chart - Thai baht 1997]

in reported reserves in the summer of 1997, it really had only \$1.14 billion available to prop up the baht. (8)

The February 13, 1997 stellium (transiting Jupiter, Uranus, Mercury, and Ceres) conjoined natal Saturn at 3°31' Aquarius in the eighth house. On July 2, 1997, when the Thai baht was allowed to float freely—and it subsequently plunged—transiting Venus was at 5° Leo, opposing the position of the Aquarius conjunction.

In February, Thailand's progressed Moon at 10° Cancer was conjunct natal Venus, and it was moving to conjunct progressed Mars 14°51' Cancer, right on the cusp, or boundary, of the second house, which rules the country's currency. On July 2, 1997, they were conjunct, with transiting Mercury having just passed over them when the Thai baht plunged. (see chart on Page 21)

INDONESIA – Crony Capitalism

President Suharto came to power as Indonesia's president under the Uranus-Pluto conjunction of 1966. During the early and mid-1990's, President Suharto promoted a system of crony capitalism in which his family and associates had monopolies in lucrative businesses that were being established at the time—and he insisted that Indonesian banks finance these ventures. (9)

It was the period between 1988 and 1993 in which this crony capitalism flourished. In February 1988, transiting Mars, Saturn, and Uranus 1° Capricorn were semi-square the progressed Sun and Jupiter 15° Aquarius. Although Suharto was able to profit immensely (Sun representing the leader, conjoining the ruler of the tenth house of government, Jupiter, which is also expansion and riches) by these arrangements, this corruption was not unnoticed. By the time of the Uranus-Neptune conjunction at 19° Capricorn in 1993—exactly trine natal Saturn in Virgo—this funneling of money to a few cronies had reached its peak. The 1997 stellium in Aquarius, which conjoined natal Jupiter, signaled the peak of the buildup of debt and Suharto's resignation under fire in 1998 for his handling of the financial crisis.

Through 1988 to 1997 Indonesia's situation seemed very good at first glance, which was due to progressed Jupiter conjunct natal Venus 15°–16° Aquarius in the ninth house, and progressed Venus conjunct natal Jupiter 5°–6° Aquarius in the eighth house. The country had amassed foreign exchange reserves of over \$20 billion and had a healthy banking system, as shown by Venus/Jupiter in the eighth house; and it was running a trade surplus over \$900 million, as shown by Venus/Jupiter in the ninth house.

But these conjunctions also show Indonesia's weakness at that time: Both the public and private sectors had a lot of dollar-denominated debt, and these sectors were intertwined in the activities of Indonesia's crony capitalism. This was a favorable arrangement during the 1990's because of the favorable exchange rate. But these planets are in Aquarius, co-ruled by Saturn, and if these planets in Aquarius, or natal or progressed Saturn, suffer any affliction, so will the arrangement. Uranus is the other co-ruler of Aquarius, and it is part of a natal Grand Cross of the Sun opposing Uranus with the Moon opposing Mars. If any planet in that configuration is triggered by transiting or progressed planets, the interweaving of corruption and debt will go sour.

The double Venus-Jupiter configurations were indicative of an economic buildup that was “too good to be true.” The February 1997 stellium planets in Aquarius conjunct natal Jupiter at 6° Aquarius and progressed Venus at 5° Aquarius in the eighth house triggered an upset to the precarious balance centered on the exchange rate between the rupiah and the US dollar.

Adding to the unstable currency conditions was the March 9 eclipse position of 19° Pisces opposing progressed Saturn 18° Virgo, the ruler of Indonesia's eighth house.

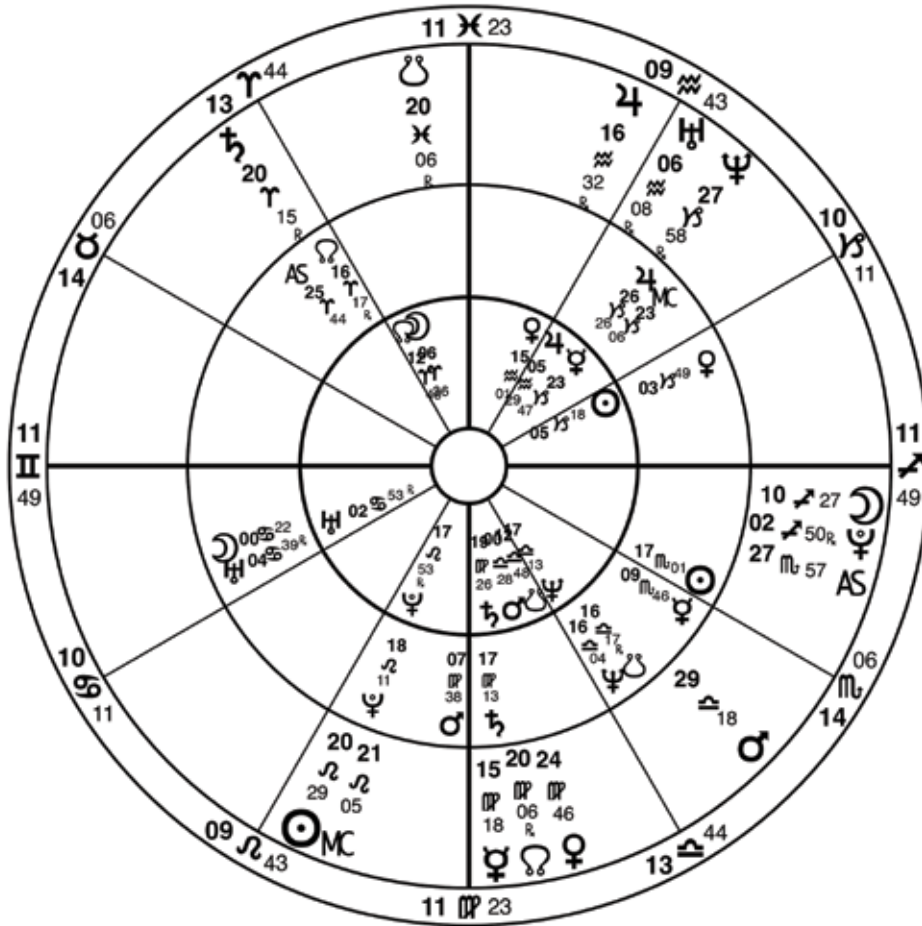
INDONESIA – Effect of Thai Baht Devaluation

Indonesia's currency, the rupiah, which was pegged to the dollar, had its trading band widened in July 1997 in response to Thailand's devaluation. This prompted speculators to begin trouncing the rupiah, and as a result it was allowed to float freely on August 14, 1997.

Indonesia Natal Chart
Reference Chart
 Natal Chart
 December 27, 1949
 9:22:00 AM GMT
 Jakarta, Indonesia

Indonesia Prog
2nd Chart
 Converse Secondary Progression
 August 13, 1997
 4:00:00 AM GMT
 Jakarta, Indonesia

Transits August 1997
3rd Chart
 Natal Chart
 August 13, 1997
 12:00:00 PM SST
 Jakarta, Indonesia

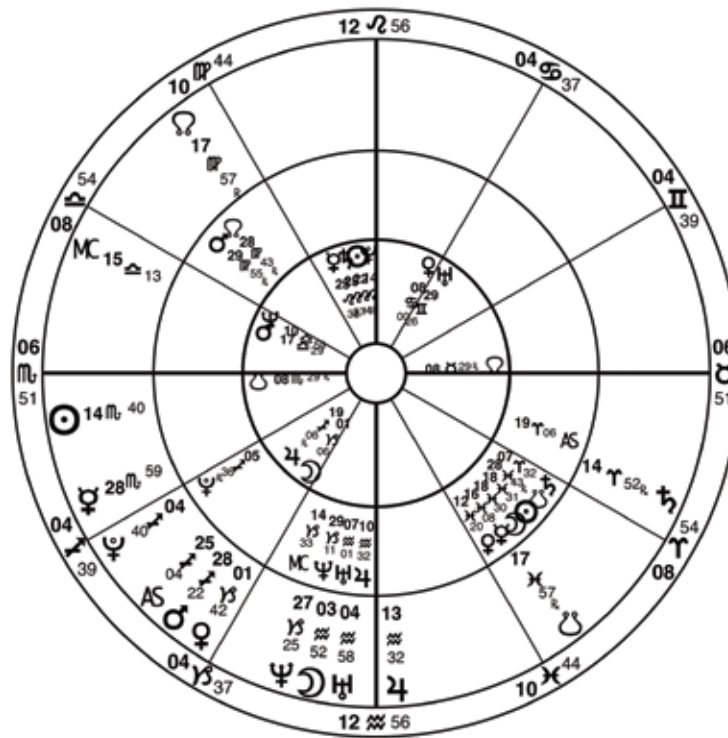


[Indonesia rupiah 1997]

South Korea Natal Reference Chart
 Natal Chart
 August 15, 1948
 12:00:00 PM 9E
 Seoul > Seoul, Korea, South

Eclipse March 1997 2nd Chart
 Natal Chart
 March 9, 1997
 8:14:00 AM 7E
 Bangkok > Krung Thep, Thailand

Transit Nov. 1997 3rd Chart
 Natal Chart
 November 7, 1997
 10:23:00 AM 9E
 Seoul > Seoul, Korea, South



[South Korea stock market 1997]

During July and August of 1997, transiting Saturn passed over 20°–21° Aries and went retrograde on August 2 while opposing progressed Neptune 17°10' Libra.

As with Thailand, transiting Neptune was passing through the eighth house of debt, indicating that the debt edifice would collapse; this was the same influence that had been at work in Thailand's case. For Indonesia's chart, it was conjunct progressed Mercury at 27°58' Capricorn. On August 13, the day before the rupiah's devaluation, they were exactly conjunct, and they squared transiting Chiron at 27°56' Libra.

Transiting Neptune conjunct progressed Mercury triggered the effect of Saturn because progressed Saturn in Virgo was in mutual reception with progressed Mercury in Capricorn. Furthermore, the progressed Moon was at 5°32' Capricorn, conjunct the natal Sun, triggering the natal Grand Cross. Pro-

gressed Saturn played a role not only in the events leading to Indonesia's debt problem, but was also involved in triggering devaluation and economic collapse, as it was almost exactly opposed by the March 9, 1997 solar eclipse. All of these elements involving Saturn combined to result in an extreme drain of foreign currency reserves, as Capricorn/Saturn is the chart ruler of the eighth house of foreign reserves.

(Chart for the Indonesia rupiah 1997 is on Page 23)

SOUTH KOREA – Stock Market Plunge of November 1997

The crisis accelerated across the region in November 1997, with South Korea's stock market plunging on November 7–8.

That this time period would affect South Korea's stock market, and especially on November 7, was indicated by the *progressed Moon of the March 9 eclipse*, now at 29° Pisces. That progressed Moon

was now within 1° of exact conjunction with the South Node's position at the time of the eclipse, and it was opposing the Mars-North Node conjunction of the eclipse chart.

The 29° Pisces point falls in South Korea's fifth house of speculation and the stock market.

On November 7–8, transiting Mars at 28° Sagittarius opposing South Korea's natal Uranus at 29° Gemini formed a Grand Cross with the eclipse progressed Moon opposing the eclipse chart's Mars-North Node, which triggered South Korea's stock market meltdown.

(South Korea stock market 1997 on Page 24)

CHINA – Effect of Thai Baht Devaluation

China did not fare so badly in 1997 and 1998 because it had the means to shore up its currency—probably with some hidden resources, as transiting Neptune was in China's twelfth house, conjunct progressed Jupiter at

stake: Foreign-held assets in China at that time consisted mainly of factories and could not be easily liquidated.

28° Capricorn (Jupiter-Neptune-Pisces rules the second house in China's chart).

In October 1997, this conjunction formed a T-square with China's progressed Moon at 29° Libra in the ninth house of international commerce, opposing natal Hades 28° Aries, indicating that foreigners were willing to extend a hidden helping hand because they had so much at stake: Foreign-held assets in China at that time consisted mainly of factories and could not be easily liquidated. (10)

The February 1997 stellium planets conjoined the natal Moon at 3°03' Aquarius and the natal Ascendant at 1°44' Aquarius, with all forming a trine to the natal Sun 7°46' Libra. As Jupiter was part of the stellium, its trine to the natal Sun helped to avert disaster through successful negotiations with foreign allies (Leo/Sun rules natal Mars and Pluto in the seventh house of alliances).

China maintained their currency peg to the US dollar, which protected their currency, although their

economic growth slowed. That China was taking on more debt to get through the crisis could be seen by transiting Jupiter, which due to its retrograde and then direct motion was in the range of 16°–23° Aquarius squaring progressed Mercury 23° Scorpio, ruler of the eighth house (and also squaring natal Venus 19°26' Scorpio), from April to August 1997, and again from November 1997 to January 1998.

Another indication that China would continue to amass debt—yet remain unscathed at the time—was the transiting North Node 18° Virgo, conjoining progressed Saturn and the cusp of the eighth house. This gave China some measure of control over their debt situation, and also meant that they felt confident to take on more.

Although China's problem of massive debt was exposed at this time, it has not been addressed seriously and is approaching the breaking point for China.

RUSSIA – 1998 Drain of Foreign Reserves and Ruble Devaluation

Although two charts for Russia (the chart for the Bolshevik Revolution of 1917 and the chart for the dissolution of the Soviet Union of 1991) show problems with foreign reserves, the following analysis uses only the 1991 natal chart for Russia.

It was not until 1998 that the Russian ruble, as well as Russian stocks and bonds, began to collapse. In late November and December 1997, configurations involving Jupiter and Neptune indicated a drain of foreign reserves (with Pisces/Jupiter/Neptune ruling the eighth house of foreign reserves). The transiting North Node in Virgo was conjoining natal Jupiter 14°35' Virgo in the second house of the currency, (11) and transiting Neptune 29° Capricorn was semi-square natal Mercury 11°27' Sagittarius (Virgo/Mercury rules the second house of this chart). With the rulers of the second and eighth houses in a stressful angle, problems with the exchange rate for the ruble were indicated, which would probably result in a drain of foreign reserves. As transiting Neptune moved into Aquarius and conjoined natal Saturn, the situation came to a head.

At the same time, the progressed Moon had moved to conjoin natal Venus and Pluto 22°–23° Scorpio,

the two planets naturally associated with currency and debt issues. This configuration with the progressed Moon indicated Russia would burn through a massive amount of foreign reserves to maintain the ruble's peg to the US dollar from January through August 1998.

- On August 17, 1998, Russia widened the trading band for the ruble against the dollar. On September 2, Russia abandoned the currency trading band and allowed the ruble to float freely.
- On August 16, one day before Russia widened the trading band, transiting Saturn went retrograde at 3°37' Taurus. In the 1991 natal chart, it had formed a T-square to transiting Neptune 0°07' Aquarius conjunct natal/progressed Saturn 5° Aquarius (and conjunct the position of the February 13, 1997 stellium), opposing transiting Venus at 5° Leo.

The progressed Moon and progressed Venus were now conjoined in the fourth house at 0°53' Sagittarius, and transiting Jupiter, ruler of the fourth house and co-ruler of the eighth house, was now moving through the eighth house.

(Russian ruble 1998 chart on Page 27)

The progressed Venus-Moon configuration ruled by Jupiter was a key to Russia's ability (and luck) in rebounding quickly: Oil prices rose in 1999 and 2000. But it also shows that Russia burned through much of its foreign currency reserves to maintain the dollar peg in the first part of 1998, as the progressed Moon moved away from conjoining natal Venus-Pluto and toward progressed Venus, which was in Sagittarius at the time, a sign ruled by Jupiter. Thus a combination of Venus-Jupiter was at work for Russia just as in the chart for Indonesia.

CHINA - Forecast for 2019 to 2022

In 2019 through 2022, China's astrological chart is subject to very similar conditions as those that were identified for the financial crises and currency

devaluations of 1997 and 1998. In China's case, several major conditions occur within a narrow timeframe, increasing the probability of a sudden and severe financial crisis:

- Stellium in Capricorn that includes a Saturn-Pluto conjunction and makes a harsh aspect with the natal position of the chart ruler of the eighth or second house (Jupiter, in China's chart).
- Transiting Neptune in harsh aspect with natal or progressed Saturn.
- Natal or progressed Venus conjunct natal or progressed Jupiter.

Capricorn Stellium with Saturn-Pluto Conjunction 2020

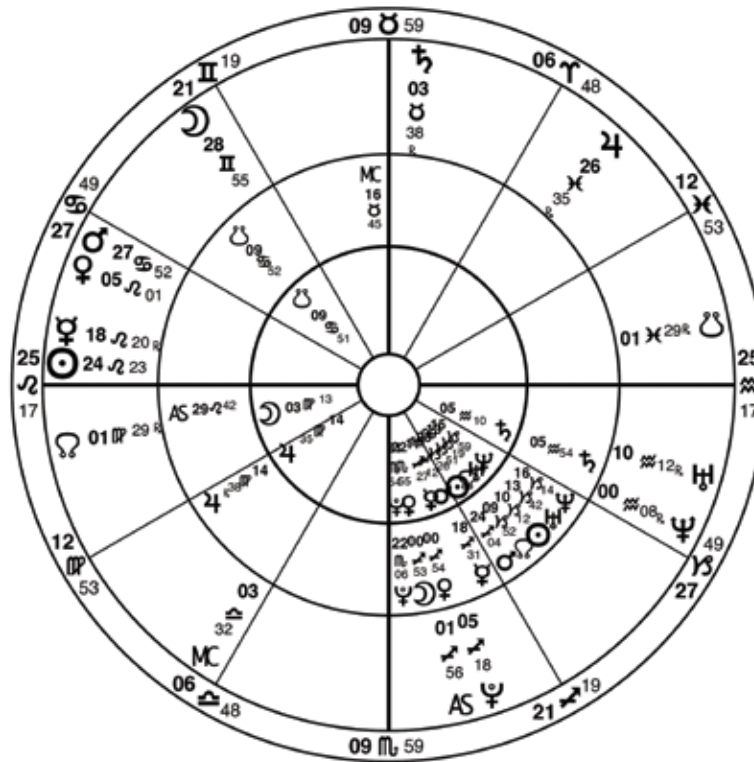
The last occurrence of a stellium in Capricorn that included a Saturn-Pluto conjunction in the last ten degrees of Capricorn was in 1284. (12) The main impact of this stellium was a long-term shift in the relative values of gold and silver, due to control of the trading of these minerals by one player (Venice), which was profiting from the different currency standards of Europe and Asia. (13) This shift, in combination with the buildup of debt by European monarchies, resulted in financial upheaval and the collapse of major banking companies. These events, in turn, stunted the development of emerging sovereign nations in Europe. (14)

In the 21st century, currency values are relative to the global reserve currency, the US dollar. The Federal Reserve can control the relativity of the dollar's value to a great extent by their policies. The Capricorn stellium and other transiting aspects in 2019 and 2020 impact the chart of the Federal Reserve, and its control of the modern form of currency standards will be enhanced at this time.

**Russia Natal
Reference Chart**
Natal Chart
December 25, 1991
7:45:00 PM UZ1
Moscow > Moskva, Russia

**Russia Progressed
2nd Chart**
Secondary Progression
August 17, 1998
4:00:00 PM UZ1
Moscow > Moskva, Russia

**Russia Transit
3rd Chart**
Natal Chart
August 17, 1998
4:00:00 PM UZ2D
Moscow > Moskva, Russia



[Russian ruble 1998]

China's chart is heavily impacted by the 2020 Capricorn stellium, especially in areas associated with labor unrest, political groups or parties, the economy, financial system and currency. The houses that represent these areas in China's chart are ruled by Jupiter, or natal Jupiter is in that house. The stellium, in particular the exact degree of the Saturn-Pluto conjunction at 22°46' Capricorn on January 12, 2020, conjoins China's natal Jupiter at 22°35' Capricorn.

As co-ruler of the sign Pisces, Jupiter rules China's second house, the area of the chart representing the country's economy, financial system, and currency. The constricting influence of the stellium will likely affect this area the most because the other co-ruler of Pisces—which is Neptune—is moving through Pisces, enters the second house, and then opposes progressed Saturn.

The first instance of the Capricorn stellium is in effect from November 16, 2019, when Ceres enters Capricorn and joins Saturn and Pluto in that sign, until March 31, 2020, when Mars leaves Capricorn. Other multiple configurations are present in the same time period, along with astrological triggers that make this the most intense period for a crisis in global financial markets centered upon events in China.

The stellium of Jupiter, Saturn, and Pluto occurs again from July 2 to December 17, 2020. From August 26 to October 2, 2020, transiting Neptune is once again in its closest opposition to progressed Saturn (due to retrograde motion). This time period could also impact the value of the yuan. On September 10, 2020, Mars goes retrograde at 28°08' Aries, conjoining China's natal Hades 28°10' Aries and forming a Grand Trine with progressed Mercury in Sagittarius and the progressed Moon 25°35' Leo

(and the 2017 total solar eclipse point 28°52' Leo). Transiting Pluto is exactly conjunct natal Jupiter the same day, making this a prime time for events related to foreign interest rates to affect the yuan. China's policymakers could give confusing signals to investors on just what their priorities are for regulating the yuan's value and their financial system.

(China 2020 Forecast chart below)

Transiting Neptune Opposition Progressed Saturn 2019–2021

From March 2019 to March 2021, transiting Neptune 16°–20° Pisces opposes China's progressed Saturn 19° Virgo. The Capricorn stellium occurs within this time band.

This long-term aspect is actually the most important for identifying which countries are most likely to

China Natal Reference Chart

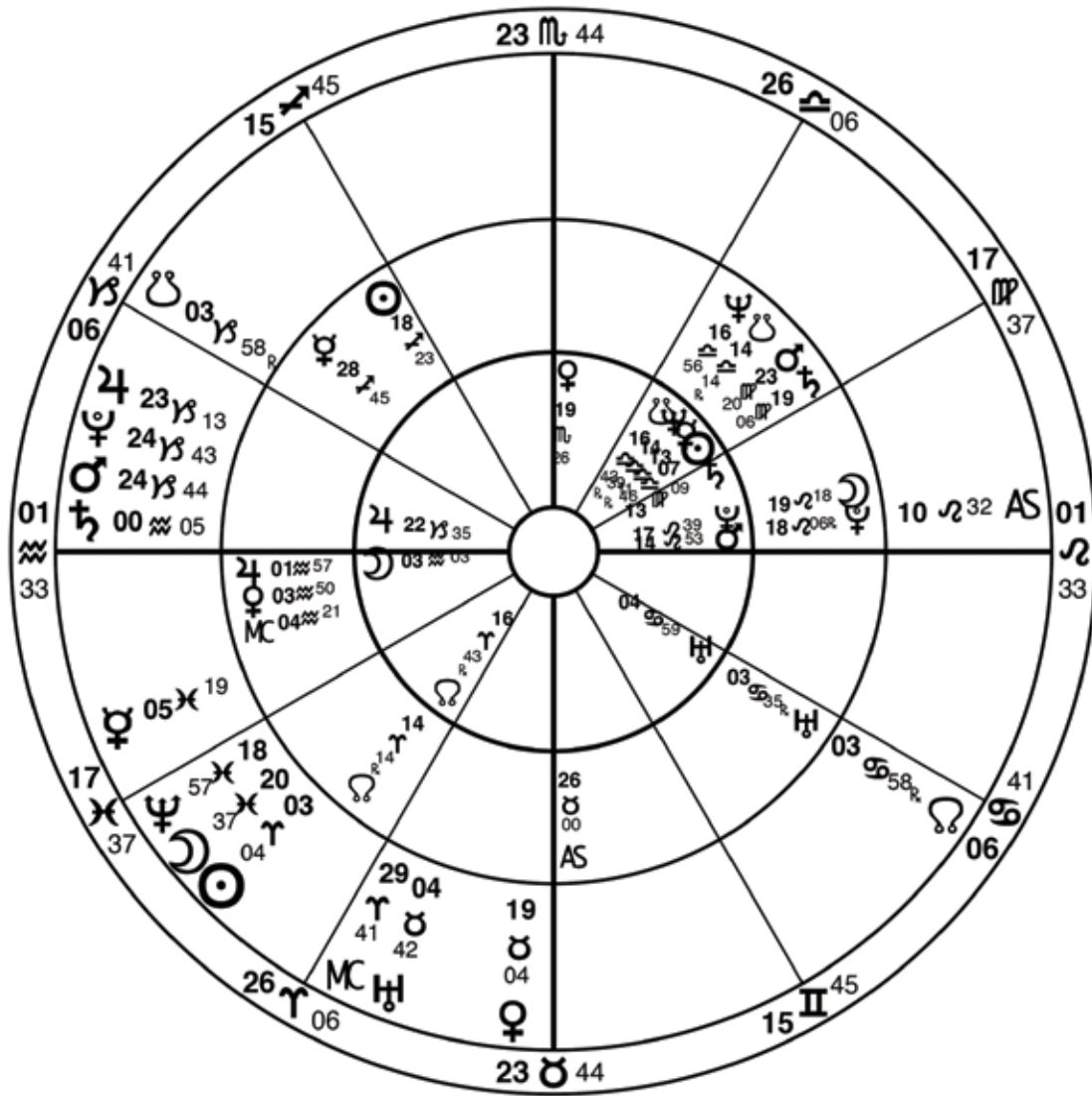
Natal Chart
October 1, 1949
3:01:00 PM 8E
Beijing (Peking), China

China Progressed 2nd Chart

Secondary Progression
March 23, 2020
2:00:00 PM 8E
Beijing (Peking), China

Transit March 2020 3rd Chart

Natal Chart
March 23, 2020
2:00:00 PM 8E
Beijing (Peking), China



[China 2020]

experience a financial crisis, especially one related to debt and currency values, and in which time period such a crisis could occur. Transiting Neptune in harsh aspect natal or progressed Saturn was present at the times of the devaluations of the currencies of Thailand, Indonesia, and Russia (and also Mexico's default in 1982, and the collapse of the British pound in 1992.)

What is unfortunate for China about this aspect is two-fold: Neptune is co-ruler of China's second house of its financial system and currency; and the aspect becomes close to exact during the time when other harsh configurations form. Furthermore, progressed Saturn resides in China's eighth house, indicating that the consequences of past behavior with regard to debt buildup and depletion of foreign reserves can no longer be delayed.

The strongest effects of this aspect are most likely triggered in early 2020, first in the early January 2020 time period already discussed above, and again in late March 2020, due to a cluster of strong aspects:

- On March 20, 2020, transiting Mars conjoins transiting Jupiter and Pluto at 24° Capricorn, so it is translating the stellium that formed in January, and it is conjunct natal Jupiter.
- On March 22, Saturn enters Aquarius, the sign of China's Ascendant.
- On March 27, transiting Neptune 19° Pisces exactly opposes progressed Saturn, which is in the eighth house.
- On March 28–29, the transiting North Node is exactly conjunct progressed Uranus in the fifth house of the stock market.

So, once again there is a time period in which the stellium is activated by a planet—in this case, Mars—and now Neptune exactly opposes progressed Saturn.

Progressed Venus Conjunct Progressed Jupiter 2012–2022

Progressed Venus is within 3° orb of conjunction

with progressed Jupiter from November 23, 2012 (15) to January 25, 2022. (16) They were exactly conjunct at 1°20'–21' Aquarius from April 1–14, 2017.

The overall effect of this long-lasting configuration is complacency on the part of investors over the state of China's economic and financial health. Specifically, it denotes a peak in property values, a trade surplus, and a high level of foreign reserves—all of which are deceiving. When this configuration first moved into range of 3° of exactness, it was in the twelfth house of hidden issues, indicating that the amounts of debt in both the property market and the shadow banking system of China were (and still are) more than anyone suspects. Maintaining the appearance of a healthy growth rate was funded by domestic debt, especially in the property market. China's economic growth probably truly peaked in 2007, for throughout that year progressed Venus 22°–23° Capricorn was conjunct natal Jupiter 22°35' Capricorn.

Essentially the same configuration was present for Indonesia in the 1990's, prior to the Asian currency crisis, when Indonesia's chart had progressed Venus conjunct natal Jupiter *and* progressed Jupiter conjunct natal Venus, both falling in Aquarius. Indonesia had a high level of foreign reserves and a trade surplus, which made the country look good on the surface, but there was a high level of corporate debt, just like China's situation is now.

As China's progressed Venus moved away from progressed Jupiter 1°20' Aquarius in 2017, and she passed over the Ascendant in late August 2017, investors' concern over China's debt problem increased and China has made some (insufficient) attempts to tame it. China's trade surplus increased and her foreign reserves rebounded some in 2017, but as the planetary picture shifts, with the Saturn-Pluto conjunction occurring in 2020 and then Saturn and eventually Pluto passing over China's Ascendant, the pressure of mounting debt will impact China's financial system.

In 2018, transiting Uranus moving into Taurus—the sign that rules China's fourth house of real estate, land, and mines—begins a volatile transition in the

property market, and by extension, in China's overall economy and financial system. Uranus will put the unexpected into the mix.

The Chinese Communist Party will have a very hard time containing the fallout of these configurations. They may have to resort to heavy-handed efforts in order to survive.

An economic slowdown, based upon declining property values and high levels of corporate debt, begins in earnest in 2019. Lack of information about levels of corporate debt, especially in the shadow banking system, contributes to investors' negative perspective on China's prospects and financial solvency. Property values in China begin to cool down in early 2019 as a powerful shift occurs that is interwoven with the value of the yuan.

Perversely, China is getting squeezed by the resuscitation of the global economy. Global interest rates could rise to stem inflation. China may be forced to raise its domestic rates also, in order to maintain its currency's peg. A rise in US interest rates would probably force China's central bank to raise its rates also, in order to support the yuan's peg. But this puts pressure on domestic companies that have borrowed heavily in order to stay afloat, including state owned enterprises, for most of these loans have short-term durations. China may have to resort to using its foreign currency reserves to prop up the yuan. Either way, China could get squeezed severely.

The events of 2019 through 2021 will have long term effects, and will reverberate through the time period of May 2022 to May 2023 as transiting Uranus passes through 13°–19° Taurus forming a T-square by squaring China's natal Mars and Pluto in Leo and opposing China's natal Venus in Scorpio.

Drastic events intertwining changes to China's leadership with the stability of its economy and currency could occur in July through August 2022. Foreign interest rates and capital flight may again weaken China's economy, as transiting Neptune opposes progressed Mars in the eighth house at the same time. An important change in leadership is brewing, with corruption and power plays within the Chinese Communist Party inciting upheaval.

Endnotes

- (1 Charles W. L. Hill, *The Asian Financial Crisis* (University of Washington), <http://www.wright.edu/~tdung/asiancrisis-hill.htm>
- (2 Ibid.
- (3 Ibid.
- (4 Ibid.
- (5 https://en.wikipedia.org/wiki/Economy_of_Thailand
- (6 There wasn't one exact triple conjunction, but these planets were traveling closely together in Capricorn as each pair formed a conjunction.
- (7 https://en.wikipedia.org/wiki/Economy_of_Thailand
- (8 Charles W. L. Hill, *The Asian Financial Crisis* (University of Washington), <http://www.wright.edu/~tdung/asiancrisis-hill.htm>
- (9 Ibid.
- (10 https://en.wikipedia.org/wiki/1997_Asian_financial_crisis
- (11 Jupiter was retrograde by progression, and had returned to its natal position in December 1997, so that progressed Jupiter was exactly conjunct natal Jupiter, in the second house of finance and currency.
- (12 There was a Saturn-Pluto conjunction as part of a stellium in Capricorn in January 1518, but it occurred at 4°17' Capricorn. The 1284 stellium is examined in detail here because its Saturn-Pluto conjunction occurred at 26°21' Capricorn, nearly the same degree at which the 2020 Saturn-Pluto conjunction occurs at 22°46' Capricorn. In addition, Pluto formed a harsh aspect (opposition) with Uranus in 1284, similar to the current cycle of Uranus-Pluto (square); in 1518, Pluto formed a soft aspect (trine) with Uranus.
- (13 Frederic C. Lane and Reinhold C. Mueller, *Money and Banking in Medieval and Renaissance Venice, Volume 1: Coins and Moneys of Account* (The John Hopkins University Press, 1985)

(14 The author is in no way inferring that Venice deliberately manipulated the collapse of other banking companies, or that Venice tried to suppress the developing power of European states. Nor is the author implying any such manipulation in the 21st century. Conspiracy theories will be left to others.

(15 Venus 27°29' Capricorn, Jupiter 0°29' Aquarius

(16 Venus 5°18' Aquarius, Jupiter 2°18' Aquarius

CHART DATA

All charts use the Placidus house system.

Illustration Charts for Article

NCGR Thai baht 1997

Inner Wheel: Thailand's natal chart (see data below)

Middle Wheel: Secondary progressions for natal for July 2, 1997 3:43 pm Bangkok, Thailand

Outer Wheel Transits for July 2, 1997 3:43 pm Bangkok, Thailand

NCGR Indonesia rupiah 1997

Inner Wheel: Indonesia's natal chart (see data below)

Middle Wheel: Secondary progressions for natal for August 13, 1997 12 noon Jakarta, Indonesia

Outer Wheel: Transits for August 13, 1997 12 noon Jakarta, Indonesia

NCGR S Korea stock market 1997

Inner Wheel: South Korea's natal chart (see data below)

Middle Wheel: March 9, 1997 solar eclipse 8:14 am Bangkok, Thailand

Outer Wheel: Transits for November 7, 1997 10:23 am Seoul, South Korea

NCGR Russian ruble 1998

Inner Wheel: Russia's natal chart (see data below)

Middle Wheel: Secondary progressions for August 17, 1998 4:00 pm Moscow, Russia

Outer Wheel: Transits for August 17, 1998 4:00 pm Moscow, Russia

NCGR China 2020

Inner Wheel: China's natal chart (see data below)

Middle Wheel: Secondary progressions for natal for March 23, 2020 2:00 pm Beijing, China

Outer Wheel: Transits for March 23, 2020 2:00 pm Beijing, China

Natal Charts

Source: Nicolas Campion, *The Book of World Horoscopes*, Wessex Astrologer, 2004

Biography:

Marie Schoeppel has been practicing astrology for over 25 years, with an emphasis on financial and political astrology. She studied financial astrology with Michael S. Jenkins. She has a Bachelor of Science degree in Mathematics from UCLA. Contact her through her website, globaltrendcycles.com

The Timing of Real Estate Transactions Using Astrology

Kathryn Silverton

What does it take to ascertain the best time to list property on the market?

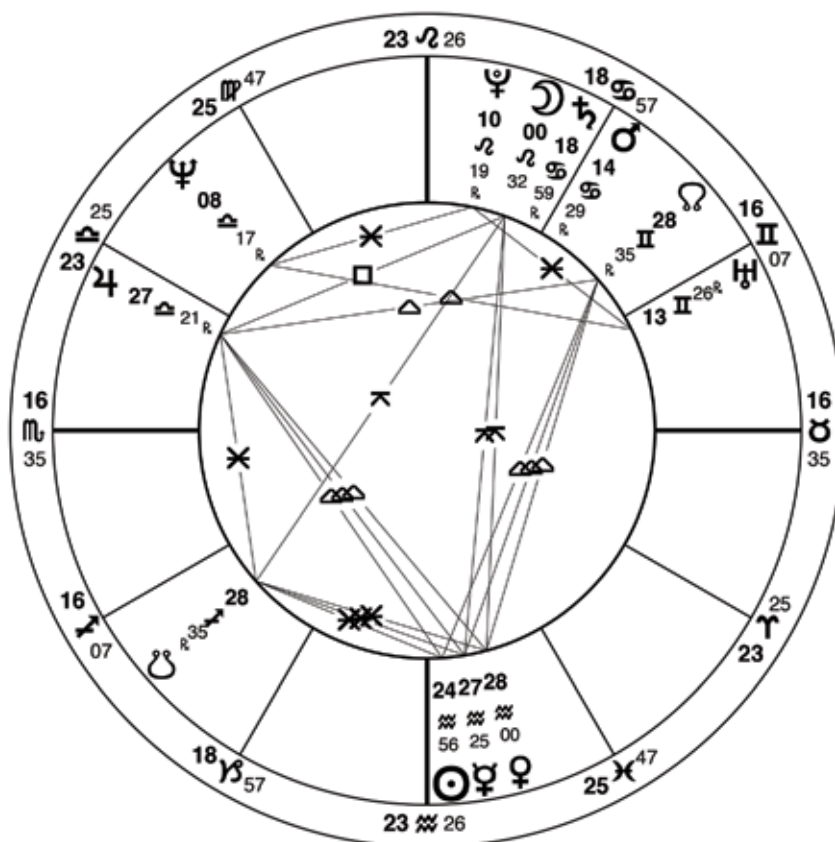
A decades-long client, “Al,” owned a townhouse as a winter getaway home in Delray Beach, Florida. He vacillated for quite some time about selling it. When he was there, he loved it, but when he was back in his primary residence he kept wondering if it was worth his while to hold on to it. Periodically he asked if it looked like a good time to sell, but his chart suggested no imminent real estate transactions. By October 2015, he decided he was definitely prepared to let it go, so the questions asked were, “When should I put the property on the market and when will it sell?”

What are the inherent strengths and weaknesses in the client’s chart?

Before looking for the answer to the timing questions, naturally the natal chart needs to be taken into account.

Al’s chart happens to be a strong one, with a lovely exact grand trine in air, running from Jupiter to the Mercury/Venus conjunction over to the North Node of the Moon. Adding the Sun into the mix with a conjunction to Mercury and Venus makes for a potent stellium, anchored in the fourth house of home and property. Despite Mars and Saturn both in their fall and detriment respectively, they are both trine to his ascendant. The dominant quality of this chart is fixed and there is a distinct lack of planets in earth.

Client "Al"
Natal Chart
Thursday, February 14, 1946
12:46:00 AM EST
Atlanta, Georgia
Tropical Placidus True Node



Real Estate - Chart 1

Al parlayed these configurations into a very successful career in the real estate division of a bank, investing in joint real estate ventures. The latter employs other peoples’ assets; thereby bringing the Lunar North Node and Mars in the eighth house into play.

Does the chart show a real estate transaction in the near future?

In order to find a date to put property on the market, one must first look far enough forward in the chart

to see if a sale looks likely. If so, what are the astrological influences that suggest this will take place? Once that is determined, the next step is to decide how those major planetary players may contribute to the eventual sale.

Places to look for upcoming real estate activity include the fourth house, the house of the home and property, the second for financial transactions, secondary progressions of the moon, rulers of the fourth house and rulers of the Moon itself. The seventh and eighth houses can also be active, due to their connection to contracts and shared resources, respectively. In a buyer's chart, the eighth house can also be active if they are financing the purchase. Help from the outer planets is also a nice addition. Saturn can assist with property that has been held for a long time, preferably seven years minimum. Jupiter can help to bring a suitable buyer, as well as a move.

Enter progressed Mars conjunct natal Moon plus progressed Moon and transiting Mars in the fourth house.

In Al's case, one of the indicators that he was ready to sell was that his progressed Mars had made a conjunction to his natal Moon in November of 2014. Mars, the planet of impetus, is triggering the Moon, the natural ruler of the fourth, home and property. When he indicated he was ready to plan the timing of the sale, he was explicit about not being in a hurry to sell, as he wanted to get at least one more winter out of this property before letting it go. With all his fixed planets, he acts not impulsively, but rather deliberately.

In his progressed chart for October of 2015, his progressed Moon was about to make a trine to his natal Neptune, ruler of the fifth house of his playground. As is most fitting for Neptune, this property happens to be not just on the water but in fact, on the ocean. This aspect suggests that the movement of this property will take place as he has hoped.

When is the sale likely to take place?

The next task is to look forward to see when such a sale is likely to occur. At the time of his request, his progressed Moon was in his third house, and it

would be making its way into his fourth house of property by January of 2017. Over the course of the following four months, *his progressed moon would conjunct all three planets in his fourth house stellium, which is the base of his grand trine.* All this momentum would come to a screeching halt after May 23, 2017, once the progressed moon completed its conjunction to natal Venus, the last planet in his fourth house. Additionally, transiting Mars would be entering his natal fourth house in December 2016. These two events suggested that activity around the property would definitely start heating up in December, with a possible sale by May. Therefore, it would be prudent to have the property on the market before December in order to take advantage of the impending wave of planetary activity.

Are the outer planets supportive of a real estate transaction?

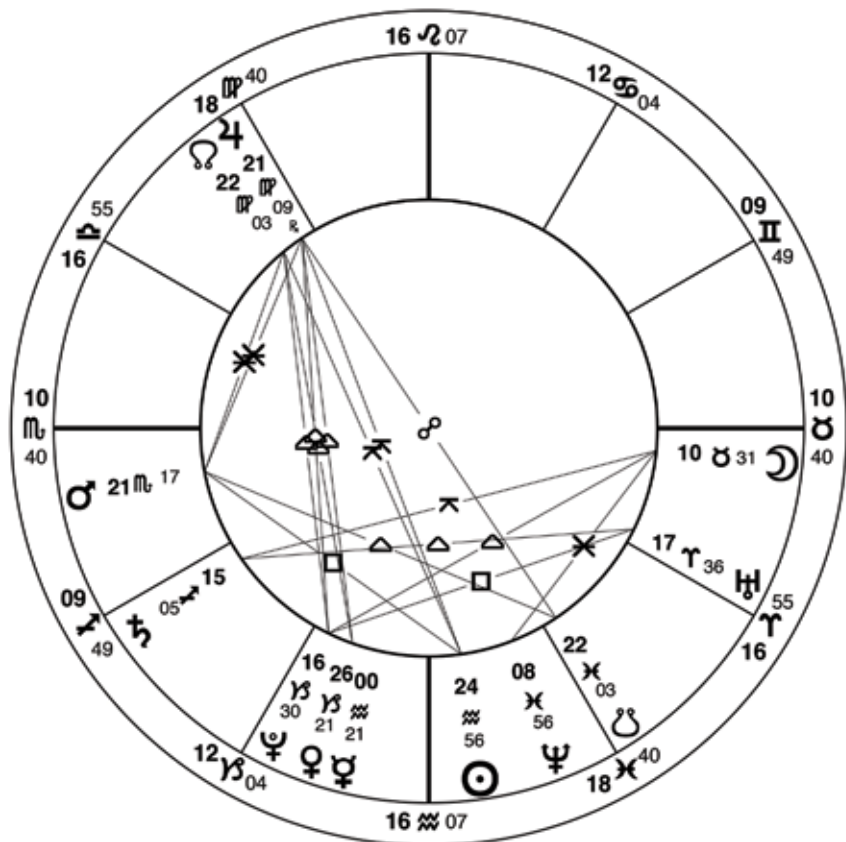
In this case, yes. Saturn, co-ruler of the fourth house, is sextile to natal Neptune and transiting Pluto is opposing Mars, helpful for letting go. Uranus is trine to the Midheaven, suggesting a change of status as a homeowner. It is also sextile the North Node of the Moon, trine the south Node, and sextile the natal Sun. Neptune is less helpful with a square to Uranus, suggesting there could be some vagaries afoot.

Is there corroborating verification within the solar returns for the sale of property?

Al's 2016 solar return is a comfortable one. (*Chart located on next page*)

With the sign placements being very similar to his natal chart, Al is in his element. Once again, Mars is prominent in this chart, being the classical ruler of the ascendant, and in accidental dignity by virtue of being in the first house. Mars is sextile Jupiter, the most elevated planet in this chart, and trine to the south node, but square to the Sun. The Moon, ruler of the ninth house of long-distance matters, sits virtually on the cusp of the solar return seventh house, the house of contracts. The Moon in Taurus bodes well for concrete property to be the subject of negotiation, and is in trine to Pluto. Uranus, the ruler of the fourth, both natively and in the solar

Client "AI"
 Solar Return
 Sunday, February 14, 2016
 12:17:07 AM EST
 Atlanta, Georgia
 Tropical Placidus True Node



Real Estate Chart 2

return, participates in a grand trine to Saturn in the second and the midheaven. Saturn (classical co-ruler of the fourth) in the second house suggests that sufficient time has passed for the property to accrue value. The solar return Moon is also in an applying trine to Pluto, six degrees away. The fact that this is an applying aspect implies the contract has yet to occur. When this chart is progressed by a degree per month, the Moon will trine Pluto in six months, making that around August of 2016.

In AI's 2017 solar return, Jupiter, the classical ruler of the second house, is trine to his natal Sun. Those two were trine at birth, but in differing signs. Jupiter in Libra in the ninth is a lovely setup for a legal contract associated with long-distance matters. Jupiter is also in a semi-sextile to the Moon and a sextile to Saturn, but in a separating square from Pluto. Venus, the ruler of the fourth house, is sextile

Mercury and the midpoint between Venus and Mars is exactly trine Mercury.

Since the transits, progressions and solar returns all point to the potential for property related contracts and the sale of property, we can conclude that there is ample planetary support to suggest that a sale will, in fact, transpire.

Putting the dominant planetary players into action

Since the Moon and Mars were the primary players in this drama, it seemed appropriate to somehow allow them starring roles for timing the property listing.

It just so happened that the Cancer New Moon in 2016 was at 13 degrees, within a hair of an exact conjunction to AI's natal Mars. That certainly helped reinforce the Moon/Mars role in this process and was therefore chosen as the lunar cycle under which the property should be listed. The following New Moon would conjunct natal Pluto, in a sextile to Uranus and Neptune, but Pluto's only connection to this activity is its rulership over the natal ascendant and being the higher

octave of Mars. The previous New Moon would be at 14 Gemini, conjunct Uranus, which is too unpredictable as a trigger for inviting an unwavering contract. Waiting later in the year was dicey, because Mercury was in its shadow in August and retrograde in September. Subsequent New Moons were either not activating his natal chart or would conjunct Neptune, risking the danger of vagueness in the course of transactions.

To top it off, Mars was in Scorpio in July, moving through not only the sign of its classical rulership but also in AI's first house of self. This accidental dignity works to AI's benefit. And AI was in his comfort zone of real estate, as well as being in charge of the whole transaction.

Zeroing in on a date

Now that the New Moon cycle is chosen, the next matter is to narrow down the timing within this lunar cycle (28 days), to find when the transiting inner planets favorably connect to Al's natal chart.

It's helpful to have a body traverse the seventh house, if at all possible, as this acts as an invitation for a contract. The only body that would be transiting his seventh in that cycle was the Moon, which embodies the public. That narrows down the options to July 27-29, when the Moon is in its exaltation in Taurus or the following sign, Gemini. If this time frame were to be chosen, is there any support from the other inner planets of Venus and Mercury to make these few days workable? The answer is "Yes" in the case of Mercury. It is at 26 degrees of Leo, sextile natal Jupiter, trine the south node, sextile the North Node. Venus, at 20 degrees of Leo, is one of the two most elevated transiting planets, with the midpoint of Mercury and Venus being right on Al's midheaven. Mercury, the messenger, puts the word out about something of value (Venus).

From a derivative house perspective, the tenth is the seventh from the fourth. This is relevant because the fourth is home and the seventh is contracts. Mercury and Venus in the derivative seventh opposing his stellium in Aquarius further emphasize the invitation for a contract.

The option now is whether to place the Moon in Taurus or Gemini. Yes, the Moon is exalted in Taurus and the seller isn't in a hurry to sell the property. A Taurus Moon would ensure a slow but sure process. However, a Taurus Moon makes no favorable aspects to his natal chart, rather reinforcing all the fixed energy in the natal. Placing the transiting Moon at zero degrees Gemini 32 minutes makes for an exact sextile to his natal Moon. After all, the idea is to sell property (the Moon) that is in a sunny location (Leo). So that aspect makes sense. A Gemini Moon also accentuates the grand trine in air in Al's natal chart.

Next we deal with Mars. If we go with the 3:10 p.m. time when the Moon is in a precise sextile to Al's natal moon, Mars is practically hugging the ascendant. Once again, it is in accidental dignity.

However, beyond this point, things look a bit risky. At 26 degrees of Scorpio, Mars makes no aspects to any of the transits, other than an ugly separating square to Venus and Mercury and a square to the native's stellium of planets in Aquarius. However, the next aspect it will make to Al's natal chart is a trine to his natal Moon! It is also in a semi-sextile to both natal Jupiter and natal south node. The decision was made to stay with this time, accentuating Mars' dominant role in the whole process. Another reason for going with all this fixed energy in the electional was that Al knew the price he wanted and had no intention of relinquishing this prime piece of real estate for much less than his asking price. The mutable Gemini Moon allows for a modicum of wiggle room in the negotiating process and being a dual sign, left the door open for more than one offer.

Don't judge an ugly electional by its cover.

Yes, on paper, this electional doesn't look pretty. It has a face only a mother could love and back in the day, this sort of chart might be grounds for banishment, if not outright hanging. It is loaded with fixed squares, not to mention a Moon/Saturn opposition. It certainly wouldn't make for a good elective surgery date, but this was not the case. On a positive note, the Sun is trine Saturn and it sits at the midpoint of his Moon/Pluto conjunction. But the point here is not to have a gorgeous electional chart, but rather to reinforce what are already dominant traits in the native's chart, which is a collection of planets in fixed signs plus a grand trine in air. The Moon's opposition to Saturn plays out, since Al deliberately wanted to delay the sale until after the winter time. So the electional chart triggered relevant positions and themes to his natal.

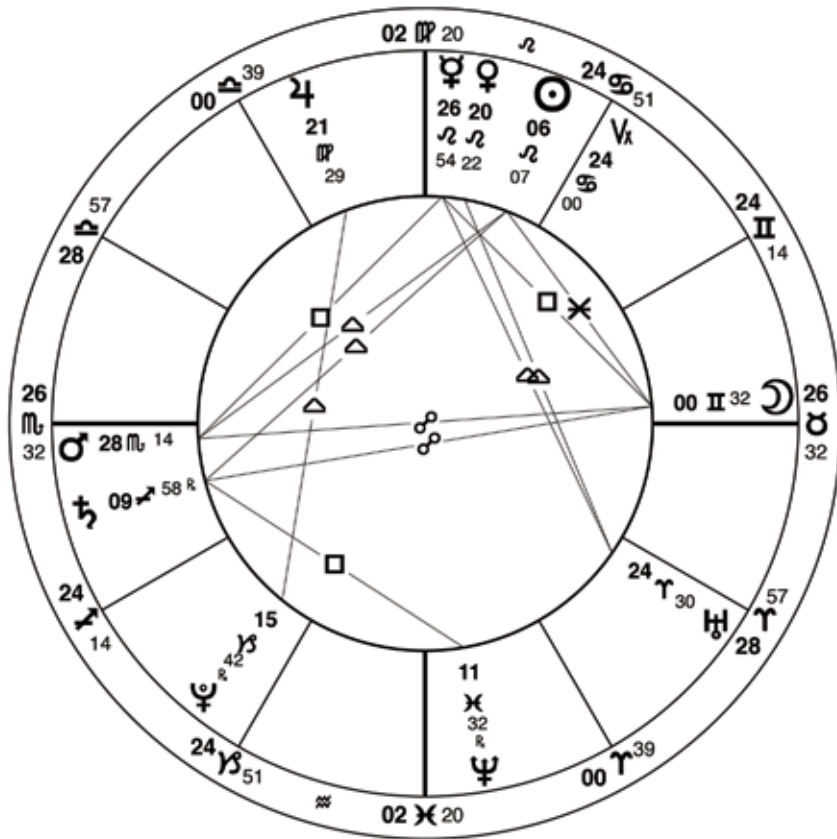
The outcome

Since Al wanted to "apply a little more lipstick to the pig," it was decided that the property would start showing on September 21. (*Chart 3 is located on the next page*)

Transiting Venus was conjunct his natal Jupiter; transiting Mercury was retrograde, sextiling natal Mars; transiting Mars was conjunct the south node in the second; and the transiting Moon was once again in the seventh house of contracts. One could

Election July 28 2016

Natal Chart
Thursday, July 28, 2016
3:10:00 PM EDT
Delray Beach, Florida
Tropical Koch True Node



Real Estate Chart 3

reasonably argue that this date was, in fact, more favorable than the date for the listing. With all these nice aspects on September 21, they helped to compensate for some of the flaws in the electoral.

On December 9, 2016, transiting Mars made a conjunction to Al's progressed Moon and then moved over his IC on December 10-11. On December 14, Venus was sitting at eight degrees of Aquarius, trine Al's natal Neptune, and the exact placement of the following New Moon in Aquarius January 28, 2017. Eight degrees of Aquarius also played a role previously – when Al made the decision to get the ball rolling on the sale, his progressed Moon was at eight degrees of Aquarius. The eventual buyer of the property first walked onto the property on December 14.

Al executed the final contract for sale on February 18, 2017, under the auspices of the eight degree Aquarius New Moon. Transiting Venus was at 9 degrees of Aries, trine Al's natal Pluto and sextile its placement at the time the buyer first saw the property.

The closing date was April 27, 2017. The progressed Moon was 22 minutes away from an exact conjunction to Al's natal Mercury. (Chart 4 is located on the next page)

The terms of the closing stipulated that Al would be able to occupy the property until May 12 at no additional cost, at which point the progressed Moon was 24 minutes away from an exact conjunction to natal Venus. Mars was at four degrees of Gemini, just three degrees away from the Moon's placement at the time the property was listed. In addition to being able to occupy the property for another two weeks after closing, Al received 94.5% of his asking price.

How do we know this worked?

As with any electoral, be it for the start of a business, the timing of surgery or any other major venture, we really don't know if the electoral contributed to a favorable outcome. We can only judge the results. There is no do-over. In this particular case, there's no telling if the property still would have sold within the four-month window that was initially anticipated, had it been placed on the market at another time. However, when similar techniques have been employed for other clients with favorable outcomes, one can surmise that the date chosen to pull the trigger had some impact on the overall result. This chart (Chart 5) is located on page 38.

Client "AI"
Reference Chart
 Natal Chart
 February 14, 1946
 12:46:00 AM EST
 Atlanta, Georgia

Client "AI"
2nd Chart
 Secondary Progression
 December 14, 2016
 12:00:00 PM EST
 Atlanta, Georgia

Potential Buyer
3rd Chart
 Natal Chart
 December 14, 2016
 12:00:00 PM EST
 Delray Beach, Florida

Post Mortem

At the time this article was written, fall of 2018. AI provided an update. He stated that his neighbor's townhouse right next door to his, with virtually the same layout, the same view and the same asking price, has been on the market for over a year. It has yet to sell. Perhaps his neighbor could use an astrologer.

Chart data

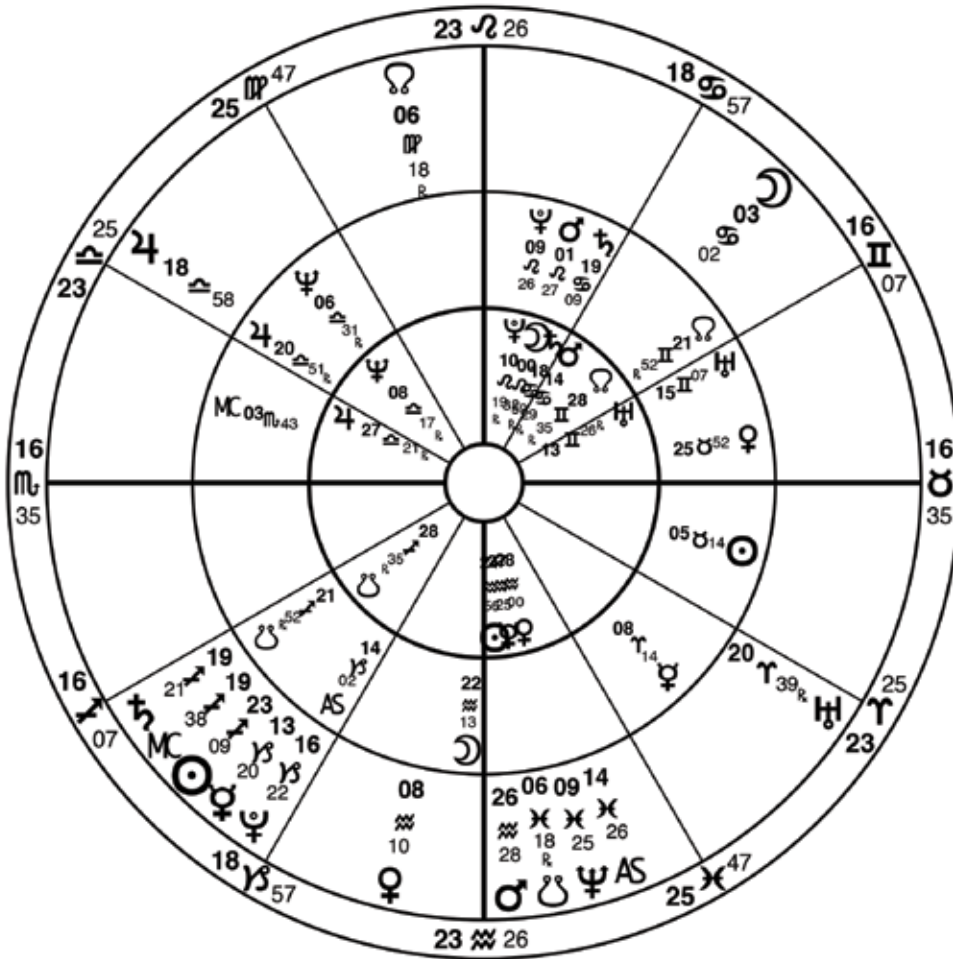
[Chart 1] Natal Chart: February 14, 1946. 12:46 a.m. EST, Atlanta, Ga.

[Chart 2] Solar Return for 2016, (Not precession corrected) cast for Atlanta, Ga., his primary residence

[Chart 3] Electional chart for July 28, 2016, 3:10 p.m. EDT, Del Ray Beach FL: Property placed on the market

[Chart 4] Natal Chart, secondary progressions and transits for December 14, 2016: Potential buyer first sees property

[Chart 5] Natal Chart, secondary progressions and transits for April 26, 2017: Closing on property

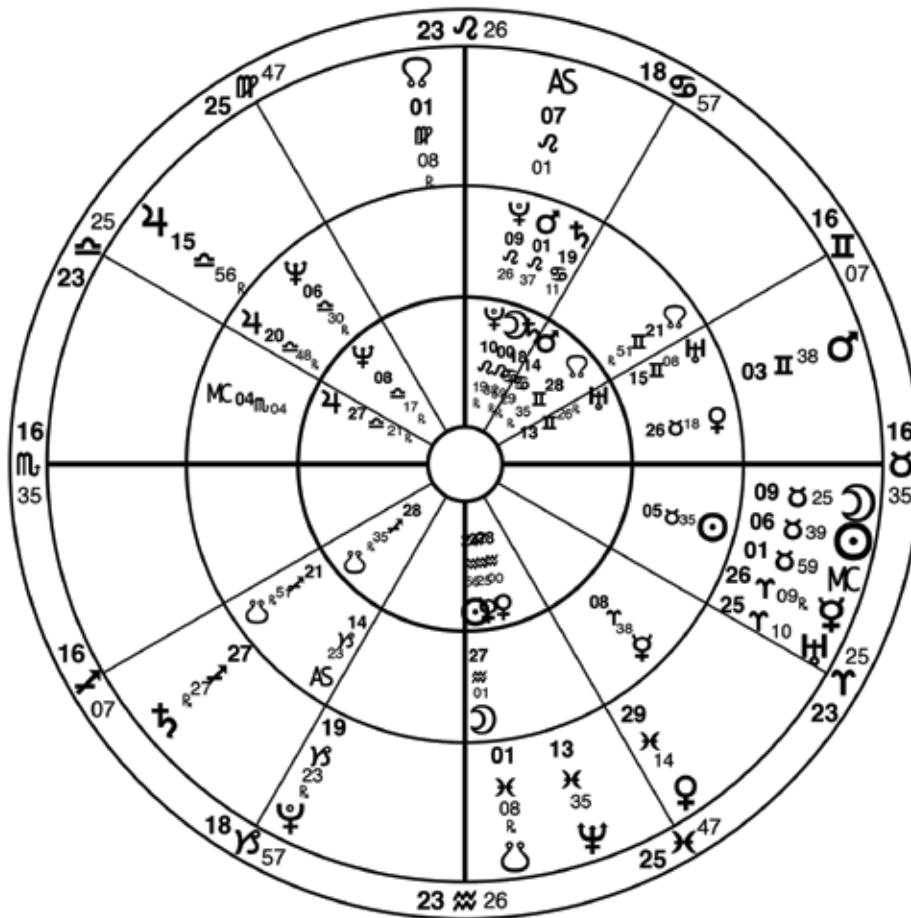


Real Estate Chart 4

Client "AI"
Reference Chart
 Natal Chart
 February 14, 1946
 12:46:00 AM EST
 Atlanta, Georgia

Client "AI"
2nd Chart
 Secondary Progression
 April 26, 2017
 12:00:00 PM EST
 Atlanta, Georgia

Closing Date
3rd Chart
 Natal Chart
 April 26, 2017
 12:00:00 PM EST
 Delray Beach, Florida



[Chart 5]

Biography:

Kathryn Silverton Professionally certified by The American Federation of Astrologers, Kathryn Silverton holds a master's degree in psychology and has been in practice over 30 years. She is an active member of The Metropolitan Atlanta Astrological Society, having served on the board for 10 years. She has been a presenter at UAC and AFA conferences and teaches beginning to advanced courses in astrology, including the mathematics of casting charts. Her specialties include the timing of elective surgery, real estate transaction timing, compatibility, Astrocartography and guiding clients as to how to best utilize upcoming astrological cycles.

Is the Sibly Chart Credible?

Kenneth Bowser

There is a birth time for the U.S. that answers very closely to the technique of primary directions, one of the oldest predictive techniques in astrology.

Primary directions move two of the main significators of the horoscope, the ascendant and the mid-heaven, to the planets. (1)

The birth time that produces extraordinary primary direction fits is 12:16 pm Local Mean Time which is 12:12:01 pm Local Apparent Time at Philadelphia, Pennsylvania on July 4, 1776. It was first published using 12:15 pm LMT in 1900 by the American astrologer John Hazelrigg (1860-1941). (2) There is no doubt about the source for the Hazelrigg time: he got it from an 1851 article in Harper's New Monthly Magazine that commemorated the seventy-fifth anniversary of the signing of the Declaration of Independence. In that article entitled, "Our National Anniversary" by Benson Lossing, is the statement, "At a little past meridian on the Fourth of July 1776, a unanimous (3) vote of the thirteen colonies was given in favor of declaring themselves free and independent states...." (4) Hazelrigg almost surely refined the "a little after meridian" comment to 12:15 p.m. LMT based on primary directions. I found slightly better primary direction fits for 12:16 LMT.

There are several other charts used for the United States. The most popular is the one proposed by Ebenezer Sibly M.D. (1751-1799), a British occultist and philosopher in his book, *A Complete Illustration of the Astrological and Occult Sciences*. (5) This chart is used by many astrologers, but

upon close examination, it becomes obvious that this chart is compromised by mistakes in both arithmetic and methodology.

Sibly was an experienced practitioner who obviously knew how to set up a horoscope and perform more complicated operations, but he made basic mistakes from start to finish in his work, at least with respect to the horoscope of the United States. He may have known how to do directions in right ascension, but for some reason he didn't perform that operation properly either. The mistakes in Sibly's work are pervasive, yet he seems to understand his subject well. My opinion is that he may have been dyslexic or suffered from some transposition of numbers or figures because he didn't catch his errors; yet failing to proof read one's work is very unlikely. I suspect that he failed to catch his errors because he didn't see errors upon examination. Whatever the reasons, the Sibly chart does not produce primary direction fits, astrocartographic fits or accurate solar return symbolism. According to Sibly's text, the chart attributed to him is set up for London for 10:10 p.m. Local Apparent Time on July 4, 1776. (See figure 1.)

Ebenezer Sibly never set foot on U.S. soil, as far as I know; so most likely the time he used was either related to him by someone else, or he derived it (incorrectly) by determining the arc of direction of Mars to Saturn in the tropical Aries solar ingress for 1776. (6) He miscalculated that ingress of March 20, 1776 by eight minutes and six seconds (of time not arc); but his explanation of the Mars to Saturn direction is a strange concoction that is really an election in reverse. His statement on the Mars –

Saturn direction is the main determination for the Sibly time for the United States. His statement on this score reads as follows:

“We shall now take notice of the time in which this extraordinary revolution should come to its crisis, or completely take place as pointed out by the several significators in the figure. To do this, we must equate the distance of Mars from Saturn, they being the two principal actors in this revolution. Their distance is taken by right ascension according to their latitude; because Mars, which is the significator of Great Britain, is within three degrees of the cusp of the fourth house.

	Deg.	Min.
The right ascension of Saturn is---	18°	5'
The right ascension of Mars i----	20°	30'
Subtract and the remainder is the		
Distance of Mars from Saturn---	16°	22'

Which arch (sic) of direction must be converted into time by adding to it the right ascension of the Sun, as taught in the doctrine of nativities; by which rule we are to examine how many days the Sun takes in going that space in the ecliptic; and this being an annual revolution, with the two significators in common signs, which denote weeks, we must therefore allow for each day’s motion of the Sun one week; by which it will appear the crisis or effects of the opposition of Mars and Saturn came up in fifteen weeks and two days from the time the Sun came into the first scruple of the equinoctial sign Aries; at which time to a day, the Americans declared themselves independent of the British government and became a free state.” (7)

The procedure laid out by Sibly for finding the arc of direction between Mars and Saturn is not the procedure for finding it by proportional semi-arc, which was well known in his day. He may

have used a medieval approximation technique but he apparently referred to Mars and Saturn as significators.

According to William Lilly, the finest English astrologer of the 17th century, moveable signs denote days; common signs denote weeks. Sibly violated that rule if he considered Mars and Saturn significators. (8) Unless he really meant the angles, he deviated from the practice of the day. Either way, his astronomical rationale is unsound.

Regarding the tropical Aries solar ingress, Sibly’s statement that the two significators in common signs denote weeks is equally unsound; moreover the Sun, Moon, Mars and Saturn were all in tropical cardinal signs. The ascendant and mid-heaven of the ingress, which are significators, were in common, that is, mutable tropical signs. His statement that we must allow one week for each day’s motion of the Sun is completely arbitrary. The motion of the Sun in a single day—24 hours—is not commensurate with the motion of the Sun in a week—168 hours, except that a day is one seventh of a week: an unhelpful measure.

In addition, the right ascension (hereafter R.A.) of Mars was 3° 26' 24", not the 2°30' figure he printed. He may have confused Mars with the Moon, which had R.A. 2° 13' 50". He instructs the reader to add this arc of direction to the R.A. of the Sun to convert it to time, but arc is converted to time by dividing it by 15; furthermore, the R.A. of the Sun at the vernal equinox is 00h 00m 00s. X plus 0 is still X. Let us assume for a moment that the difference between Saturn and Mars in R.A. does equate to the issue of the Declaration of Independence and that days in an ingress do equate to weeks in the real world, not just Sibly’s world. The actual difference between Mars and Saturn in R.A. is 15° 25' 50", which is 15.4305 weeks according to Sibly’s reasoning. That adds up to a little past 3:00 am at London on July 5, 1776 from the moment of the ingress and six and a half days later for the figure, 16° 22', that he printed.

The figure he supplied for the U.S. (9) is cast for London, not Philadelphia. I think it is highly likely that in view of Sibly's pronounced tendency to make both simple and fairly convoluted mistakes, that he reversed the time that may have been reported to him; that is, he may well have advanced it five hours whereas he should have reduced it by five hours to get the Philadelphia equivalent. Stated differently, in his magnum opus, he gives 10:10 p.m. LAT for London for the U.S. He may have received word that the time for the U.S. was 5:10 p.m. LAT with respect to London which is five hours earlier at Philadelphia. It is remarkable to me that the difference (5h 02m) between Sibly's time equated to London, 5:10 p.m. LAT, and the time I found, 12:12 p.m. LAT at Philadelphia, based on the article in Harper's New Monthly Magazine, is very nearly the difference in time between Philadelphia and London (5h 00m 06s). If Sibly got it backwards and advanced the time in London, that was already a London time for the Declaration, instead of subtracted it, that should be the case. That scenario seems likely to me in view of the primary direction fits for the 12:12 p.m. LAT birth time. Therefore the near coincidence of the Hazelrigg time and the Sibly time being separated by the arc in longitude between Philadelphia and London may not merely be a coincidence, but rather, a typical Sibly error. One cannot know with certainty but Sibly's mistakes cast serious doubt on his reliability and conscientiousness or perhaps reflect a learning disability.

The LMT equivalent to the LAT Sibly arrived at is determined by noting the equation of time (hereafter E of T), which is the difference between the R.A. of the Apparent Sun (RAAS) and the R.A. of the Mean Sun (RAMS). Since the E of T is unknown, but doesn't change during the interval of a handful of minutes, LAT can be treated as

$$\begin{aligned} \text{RAAS for 10:10 p.m. LMT: } & 6h\ 57m\ 54s \\ \text{RAMS for 10:10 p.m. LMT: } & -\ 6h\ 53m\ 53s \\ & 0h\ 04m\ 01s = E\ of\ T \end{aligned}$$

If the Apparent Sun (AS) is greater than the Mean Sun (MS), the equation of time (E of T) is negative. If the time is given in terms of apparent time and the E of T is negative, add the absolute value of the E of T to the apparent time value to get its mean time equivalent. Then,

$$\begin{aligned} & 10:10:00\ \text{p.m. LAT} \\ & +\ 00:04:01\ \text{E of T} \\ & 10:14:01 \\ & +\ 00:00:01\ \text{acceleration} \\ & 10:14:02\ \text{p.m. LMT} \end{aligned}$$

This means that 10:14:02 p.m. LMT and 10:10 LAT are equivalent moments but one must stay in one or the other standard when speaking of civil time. See An Introduction to Western Sidereal Astrology (10) for complete rules on converting between mean time and apparent time and vice versa.

The house system Sibly used was Placidus but none of the house cusps answer to 10:14:02 p.m. LMT (10:10 p.m. LAT) for Placidus, Morinus, Campanus, Porphyry, Alcabitius or Regiomontanus cusps. They do, however answer to 9:49:15 p.m. LAT (9:53:16 LMT). Sibly gives an ascendant of 19° Aquarius 49' (tropical) and a mid-heaven of 13° Sagittarius 12' for 10:10 p.m. LAT but those values are only correct for 9:49 p.m. LAT for this date and place. The latitude of the Houses of Parliament, the seat of the British government, is 51° N 29' 57". The 9:49:15 p.m. LAT time gives a tropical ascendant of 19° Aquarius 50'. His position for the Moon at 24° Aquarius 00' (tropical) is wrong by three degrees, but because the correct position for the time he used gives the right minutes (27° 00"), he probably misread the result of his arithmetic. All the other Placidus house cusps are rounded up to the nearest whole degree from their positions in degrees and minutes for 9:53:16 p.m. He printed a horoscope for the United States with a time that reads: "10:10 p.m." LAT, which is 10:14:02 p.m. LMT, but whose house cusps correspond to 9:49:15 p.m. LAT, which is 9:53:16 p.m. LMT. Probably he meant 9:49 p.m. but wrote 10:10 p.m. for reasons unknown. The positions of the planets except for Mercury (error of 3/4°) and the Moon (3°) are

within a few minutes of arc of the correct values. Since both Sibly's and modern values put the Sun in 13° Cancer (tropical) and the positions of the other bodies correspond to where they should be two hours after nightfall for this date, there is not a problem of the actual day in question or time of day.

Now, let this horoscope be equated to Independence Hall in Philadelphia. Since the horoscope he printed is actually set up for 9:49:15 p.m. LAT (9:53:16 pm LMT) at London, the same moment in Philadelphia is the point at issue. Independence Hall, the location of both the signing of the Declaration of Independence in 1776 and the U.S. Constitution in 1787, is at 75° W 09' 01". In order to look at the same moment in the U.S. as in England, the arc in time between the two locales has to be used instead of a time zone because time zones weren't adopted until 1884. In this case the difference in arc and the modern time zone is almost identical. The Palace of Westminster, also known as the Houses of Parliament is at 00° W 07' 29". The difference in arc between these two locations is,

$$\begin{array}{r} 75^{\circ} 09' 01'' \lambda \text{ Philadelphia} \\ - 00^{\circ} 07' 29'' \lambda \text{ London} \\ \hline 75^{\circ} 01' 32'' = 75.025555^{\circ} \end{array}$$

Because 15° of arc = 1 hour of time

$$\frac{75.025555}{15} = 5.00170$$

$$5.00170 = 5\text{h } 00\text{m } 06\text{s}$$

Thus the moment in Philadelphia equivalent to London will be 5h 00m 06 seconds earlier than London. For the convenience of the modern reader the times used hereafter will be expressed in terms of Local Mean Time. It should be borne in mind, however that Local Apparent Time and Local Mean Time are not the same and that Sibly's standard for 1776 was Local Apparent Time. So then, for the LMT at Philadelphia we have,

$$\begin{array}{r} 9:53:16 \text{ p.m. LMT for the } \lambda \text{ of Parliament} \\ - 5:00:06 \text{ Independence Hall } \lambda \text{ of Parliament} \\ \hline 4:53:10 \text{ p.m. LMT at Philadelphia} \end{array}$$

The most elevated bodies are Saturn and Neptune, which is totally inappropriate for what has become the greatest nation since imperial Rome. This chart is more appropriate to a tyranny, rather than one of the torch-bearers of Western Civilization, and England's legitimate child. Worse, Saturn is elevated over the Sun. It is not uncommon for a Sun square Saturn horoscope, either of a person or an entity, to avoid being fundamentally confounded by such a combination because of other elements; but that usually happens when the Sun is elevated over Saturn and when Jupiter is also powerfully placed in an angle house, angular in a cadent house or makes an aspect to an angle. Saturn and Neptune, as the most elevated planets in the Sibly chart, do not symbolize success against Great Britain, the premier military power of the time. If Saturn is strong in a national horoscope, Jupiter and the Sun need to be stronger for a nation to rise to the first rank among nations.

If the Sibly chart were the U.S. national chart, the American rebellion would likely have been crushed. Two U.S. presidents, Abraham Lincoln and John Kennedy had Saturn conjoined to Neptune, as a natal condition, the former in the ninth house and the latter in the tenth. Both were assassinated. Solar returns with Saturn and Neptune as the most elevated bodies commonly symbolize difficult years that require extraordinary extenuating circumstances to work out well. Sun square Saturn with Saturn over the Sun and cadent or succedent benefics, not much elevated, does not constitute symbolism sufficient to place the Sibly chart within the realm of the plausible, much less, likely.

If the tropical Aries Solar Ingress for 1776 set up for London can be considered to have merit, Saturn and Neptune as the most elevated bodies, symbolized trouble for Great Britain on a scale that was out of the ordinary. If the U.S. had a similar horoscope, it would not be reasonable to expect success in the end against England. Sibly did not know about Neptune (discovered in 1846) but his lack of awareness of it did not diminish its affect.

Despite these things the Sibly chart is the most widely accepted chart for the United States, with the ominous portent of Saturn and Neptune lording over the chart from on high.

The reason for the date of the first signatures applied to the Declaration of Independence on July 4th—most of the signatures were made on August 2, 1776—is due to criticism of the document after it was submitted to Congress. The Resolution for Independence was drafted in the Second Continental Congress on June 7, 1776. (10) A committee of five was appointed to draft a declaration of independence. Thomas Jefferson prepared the document. The issue after Jefferson's declaration was examined was the language of the document. Jefferson's style was considered too florid (12) by the congressmen who reviewed it; as a result about twenty percent of his work was revised or deleted, in particular all reference to the slave trade. The Southern colonies were intransigent regarding slavery. Their agreement to the declaration could not be secured if its abolition were part of the document. Jefferson owned about two hundred slaves at the time; George Washington owned about three hundred slaves then.

The American Continental Congress had issued a Declaration of War against the British crown on July 6, 1775, which, strange to say, did not end the political bond between England and the American colonies. The Resolution for Independence and the Declaration of Independence that does end the political tie with England are distinct issues that did not occur on the same day.

The Hazelrigg Chart

In the Hazelrigg chart, the primary directions of Mars and Saturn provide the symbolism for the beginning of the American Civil War (1861) and its worst year in terms of slaughter (1863). The primary direction to Pluto for this birth time was in play just as the U.S. morphed into a new form of government with a new constitution implemented in 1789 when the Articles of Confederation were abandoned. Victory in World War II catapulted the U.S. into the pre-eminent world power consistent

with the primary direction to Jupiter (1945). Women's suffrage finally made it through Congress in 1919 when the Moon in Aquarius became angular by primary direction. Uranus became angular by primary direction when the U.S. simultaneously got Texas and the Oregon Territory within months of each other. The U.S. more than doubled its size overnight in perhaps the best land deal of all time in 1803 with the Louisiana Purchase, when France sold an area many times the size of France itself for three cents per acre. The primary direction to Neptune was in play then that relates to extraordinary expansion and unearned gifts, things that are acquired at a discount or benefits that accrue as an accident of birth.

Many more primaries, instructions for computing primary directions and the horoscope of George Washington (with the birth time taken from the family bible) are described in my book, *Primary Directions and the Horoscope of the United States*, but the first one, the primary direction to Saturn, is the one that has caused many astrologers to reject the Hazelrigg time out of hand. Some of them have been guided by what they think the symbolism for the United States ought to be rather than what was happening on the ground at the time. Upon close examination, however, it is easy to see Hazelrigg's time borne out via the litany of events that began the history of the United States.

Adapted from *Primary Directions and the Horoscope of the United States*, by Kenneth Bowser. © 2015 Kenneth Bowser. All rights reserved.

Biography:

Kenneth Bowser, author of *An Introduction to Western Sidereal Astrology*, (2012) *Primary Directions and the Horoscope of the United States*, (2015) and *The Western Sidereal Astrology Interpretation Workbook*, (2019) has studied both astrology and ancient history for over forty years. Ken is known both for his careful scholarship in the field of ancient astrology, and for the depth

and accuracy of his astrological interpretations. He lectures at astrological conferences in the US and Europe and regularly teaches classes on a variety of astrological subjects. His articles have appeared in *The Mountain Astrologer*, *American Astrology Magazine*, *The Siderealist*, *The Traditional Astrologer*, and other publications. He can be reached at www.WesternSiderealAstrology.com

Endnotes

(1) Primary directions are similar to but more than a thousand years older than solar arc directions. Solar arc moves the angles (ascendant and mid-heaven) in longitude but the angles of a horoscope are actually calculated in right ascension, an equatorial coordinate, not longitude, an ecliptic coordinate; it is essential not to conflate the units of two different reference frames—the equator and the ecliptic. That is, one cannot add inches to centimeters and have a meaningful measure. In the same way, one cannot add hours, minutes and seconds of right ascension to degrees of celestial longitude. Primary directions avoid this apples and oranges problem by performing the direction in right ascension as medieval astrologers did it. In addition, primaries take into account where bodies are in three dimensional space (i.e. in mundo) which is almost always different (except for the Sun) than their positions in longitude. This is especially important along the horizon where extremes in declination can make bodies rise or set well before or after their ecliptic degrees. Further, some bodies gain a great deal of celestial latitude when they are retrograde because retrograde planets (especially Mercury, Venus and Mars) are not on the ecliptic at such times. The moon can also be very far off the ecliptic. Primary directions take all this into account; solar arc directions do not.

(2) John Hazelrigg, *Metaphysical Astrology*, (New York: The Philosophic Co., 1900), 16.

(3) Actually, contrary to the article in Harper's, the vote was not unanimous on July 4th. Twelve colonies voted for independence; the New York delegation abstained but voted for independence a week later after receiving authorization from the New York Provincial Congress.

(4) Benson J. Lossing, "Our National Anniversary," Harper's New Monthly Magazine III, no. XIV (July 1851): 155.

(5) Ebenezer Sibly, *A Complete Illustration of the Astrological and Occult Sciences*, vol. 2, pt. 3 (London: R. Noble, in the Old Bailey, 1796), 1053.

(6) An ingress is the entry of a body into a new sign (either tropical or sidereal) and represents the position which is 0° 00' 00" of the new sign. Ingresses address the conditions of the period for which they have jurisdiction. A solar ingress is effective for a year but especially during its first three months until the next cardinal ingress comes into play.

(7) Sibly, *Complete Illustration* 1053.

(8) William Lilly, *Christian Astrology*, 3rd ed. (Exeter: Regulus Publishing Co., 1985), 267. Reprint of the 1647 edition.

(9) Sibly, *Complete Illustration*, plate 53.


(10) Kenneth Bowser, *An Introduction to Western Sidereal Astrology*, (Tempe: American Federation of Astrologers, 2012), 211-212. See this for complete rules for converting between apparent to mean time and vice versa.

(11) William L. Langer, ed., *An Encyclopedia of World History*, 5th ed. (Boston: Houghton Mifflin Co, 1972), 560.

(12) Joseph J. Ellis, *American Creation* (New York: Alfred A. Knopf, 2007), 55.

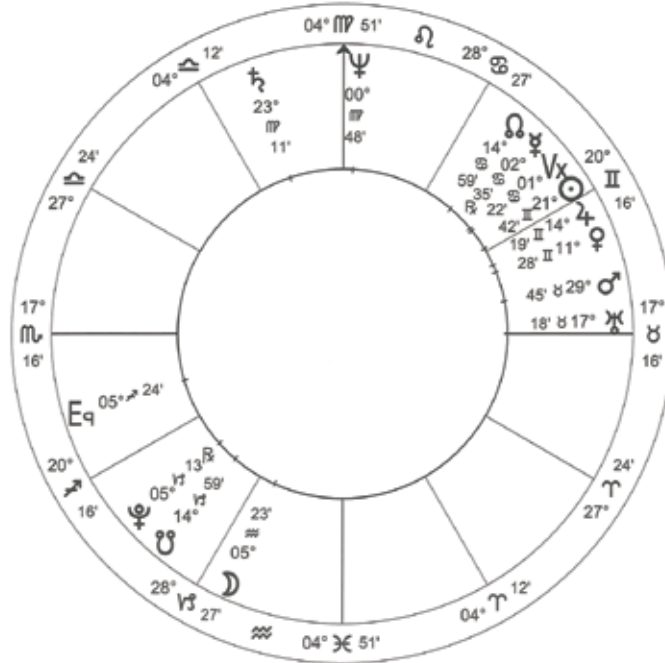
Note: I am a western sidereal astrologer so the charts here reflect both sidereal and tropical reckoning.

Ebenezer Sibly, *A Complete Illustration of the Astrological and Occult Sciences*,
(London: R. Noble, in the Old Bailey, 1796.)



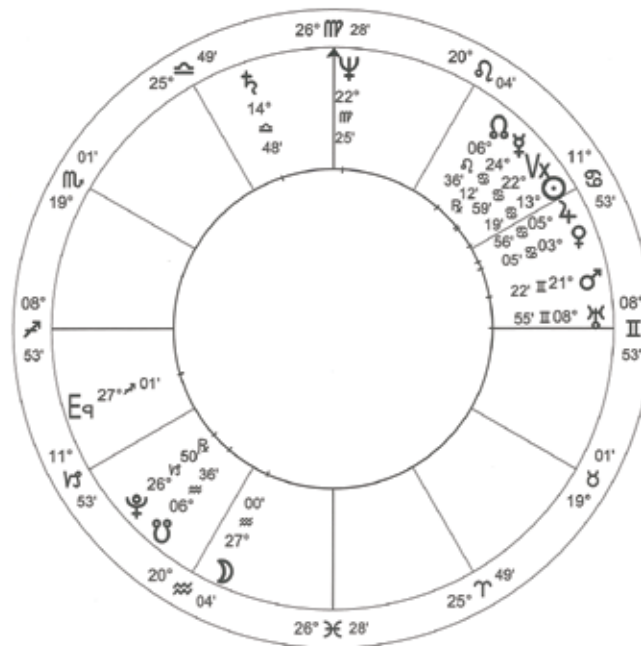
Sibley Chart, Sidereal Zodiac

Transits Jul 4 1776
 Natal Chart
 Jul 4 1776
 4:53:10 PM LMT +5:00:36
 Philadelphia PA
 39N56 56 075W09 01
 Geocentric
 Fagan-Allen
 Placidus
 True Node



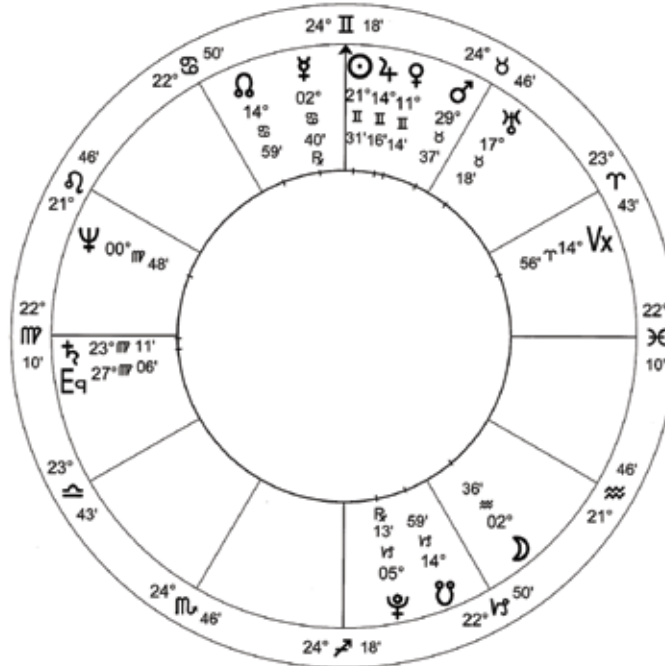
Sibley Chart, Tropical Zodiac

Transits Jul 4 1776
 Natal Chart
 Jul 4 1776
 4:53:10 PM LMT +5:00:36
 Philadelphia PA
 39N56 56 075W09 01
 Geocentric
 Tropical
 Placidus
 True Node

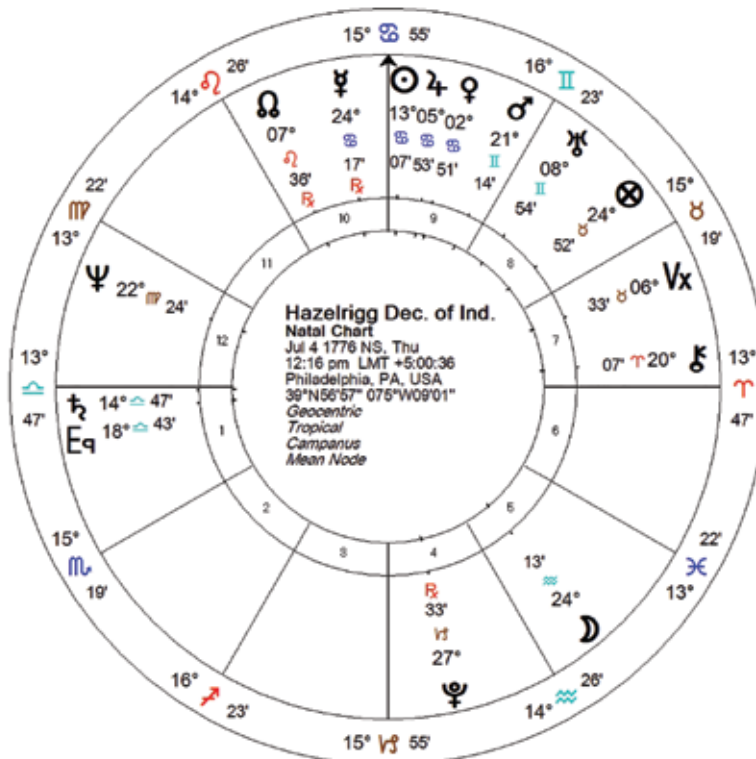


Hazelrigg Chart, Sidereal Zodiac

Dec. of Ind. (Hazelrigg time)
Natal Chart
 Jul 4 1776
 12:16 PM LMT +5:00:36
 Philadelphia, PA
 39°N56'56" 075°W09'01"
Geocentric
Fagan-Alien
Campanus
True Node



Hazelrigg Chart, Tropical Zodiac



Sedna Consciousness: The Soul's Path of Destiny

Alan Clay

Sedna Consciousness: The Soul's Path of When a new solar system body is discovered, clues to the astrological meaning can be found by looking at a range of factors, but primarily from studying the planet in a large number of charts to find common themes. I'm going to present an overview of my research on the new outermost planet in our solar system and along the way we'll discover the evolutionary power of the 'candidate dwarf planet' and learn of the profound implications for society in the coming years as Sedna approaches her closest point to Earth later this century in the 2070s.

Orbital Characteristics

Sedna has a huge ,egg-shaped orbit of 11,406 Earth years and lies out past all the other planets, even at its closest point. Many astrologers believe that each new planet discovered represents a new aspect, or level of consciousness that humanity starts to embrace from that moment. If this is true, Sedna represents the weird new outer limit of our consciousness, which is going to stretch our concepts of reality and pull us to look at ourselves as part of the very big picture.

It tells me a lot about Saturn that it has rings and 62 moons: it speaks of the limiting and structuring principal intrinsic to the planet. Ceres is a ball of water with a hard surface skin, and that says something important about the nurturing nature of

the newly re-classified dwarf planet. Uranus, the bohemian disruptor of Saturn's rules, spins at a 90-degree angle to its orbital plane and rotates the other way from all the other planets except Venus, facts that are very descriptive of the planet's influence in the chart.

With Sedna, I draw the connection with the centaur, Pholus, because they both have a 'space weathering' process that turns the surface of each red, so in my mind they both have to do with growth. And I draw the connection with Ceres, because they both likely have internal oceans, so they both speak of a nurturing process. And with Saturn, because their daily rate of spin is the same, so they have the same day-to-day practical perspective, and both speak of limits. Sedna is of course the esoteric new outer limit of the solar system.

Discovery Events

Astrologers correlate the discovery of planets with events on Earth as another way of gaining insight into the meaning of the new energy represented by a planet. Sedna was discovered on November 14th, 2003. It was the only dwarf planet discovered that year. I'm correlating the discovery with three paradigm shifting breakthroughs that year.

1 - Discovery of Molecular Machines

The 2003 Nobel Prize in Chemistry was awarded on 8 October for groundbreaking research on how cells communicate and co-operate to form a living ecosystem. The prize citation tells us: “Through pioneering discoveries concerning the water and ion channels of cells, this year’s Nobel Laureates have contributed to fundamental chemical knowledge on how cells function.”

“All living matter is made up of cells. A single human being has as many as the stars in a galaxy, about one hundred thousand million. The various cells – e.g. muscle cells, kidney cells and nerve cells – act together in an intricate system in each one of us. The award winners have opened our eyes to a fantastic family of molecular machines: channels, gates and valves, all of which are needed for the cell to function.”

“For thousands of millions of cells to be able to function as something other than one large lump, coordination is required. Thus, communication between the cells is necessary. The signals sent in and between cells consist of ions or small molecules. These start cascades of chemical reactions that cause our muscles to tense, our eyes to water – indeed, that control all our bodily functions.”

Sedna and Health

On a planetary level, Sedna may represent the same process of coordination coming into being on a social level, where, like cells of a planetary consciousness, we can learn to act together as part of an intricate social system, each playing our part. If this is true, then Sedna illnesses may serve the same purpose in our lives as the proteins do in our cells: acting as channels, gates and valves to

facilitate the life path. I pick this up in more detail in the book when I look at Sedna and health through nine case studies.

Higher Purpose of Illness

Based on these examples I suggest that Sedna illnesses, which are ones that are persistent and affect our growth, are like the judder bars in between the lanes on the highway, those little raised strips that judder the tires as we get too close to the edge, letting us know we have to correct our course. If we don’t, the uncomfortable judder continues and, if we ignore it and cross into the other lane, we are in real physical danger.

So frequently we see in the case studies that an illness will cause someone to refocus their energy, or change life direction, so the illnesses occur at pivotal points in our life paths and may function a bit like proteins do at cell level, providing channels, gates and valves.

2 - Development of Neural Networks

Mashable lists the robotics breakthrough of 2003, being the development of Neural Networks, a new mathematical model of the nervous system found in humans, which lets robots think more like us.

“In 2003 Fujitsu Laboratories developed the first learning system for humanoid robots that utilizes a dynamically reconfigurable neural network. Simply put, the researchers’ new mathematical model of the nervous system found in humans was a breakthrough that allowed robots to learn movement and motor coordination faster and more easily.”

The Rise of Artificial Intelligence

This discovery event likely signals that Sedna rules Artificial Intelligence (AI), because neural networks and deep learning are key to this evolving new life form. Yes, it is a new life form and this not some future sci-fi scenario, because we're already living with emergent AI, although we don't realize this.

Google isn't a search engine, it's an emergent AI. That's the view of Larry Page, Google's co-founder (cited by Kevin Kelly writing in *Wired* on 27th October 2014). Every time you type something into the Google search bar and then click on one of the links, you're teaching Google to be more intelligent.

Noted scientist and futurist, Ray Kurzweil, one of the case studies in the book, joined Google in 2013 to lead a project aimed at creating software capable of understanding text as well as humans can. We'll look at Ray's predictions for this technology in our overview of Sedna in Gemini in a moment, but he joins a growing chorus of forward thinkers warning of the momentous change that AI will bring to our consciousness and our world.

AI will enliven inert objects, much as electricity did more than a century ago. Everything that we formerly electrified, we will now cognitize. This new utilitarian AI will also augment us individually as people, deepening our memory, speeding our recognition and augment us collectively as a species. And AI will think a million times faster than us, because electricity travels that much faster than the neurons in our brains.

3 - Illumination Of The Dark, Expanding Universe
However, the big bazooka that came with Sedna's discovery was the scientific proof through two separate studies that roughly 68% of the universe is

something called Dark Energy and 27% is Dark Matter. The rest - everything on Earth, everything ever observed with all of our instruments, all normal matter - adds up to less than 5% of the universe.

That's right, Dark Matter and Dark Energy are all around us, we're swimming in it, but just like fish can't see the water, we can't see most of reality. And isn't that very similar to the spiritual teachings that tell us that we only perceive a very little of what is actually happening, that we are lost in Maya?

The arrival of Sedna with its huge elliptical orbit is stretching our consciousness to include a new paradigm of reality that is 95% larger than our current view. This is inevitably a higher level of consciousness, so the discovery presages a historic evolutionary change in perception.

We are getting hints of how this is possible already with virtual reality and alternate reality and we have long intuited this multifaceted reality, through ideas like parallel realities, alternate universes, or the multiverse. Spiritual people of all faiths have long told us of the other side, of the realms above and below. In the long term this change will be like the change we made from the flat earth view, to the planetary view, which is clearly an evolutionary change in the making.

The Big Picture - Past Cycles

Another way to deduce the meaning of a newly discovered planet is to look at previous cycles and the correlation with mundane events here on Earth, so with Sedna approaching her closest point to Earth later this century, let's look back to the last close pass of the two planets.

We normally think in terms of Earth years, which is one orbit of our planet around the Sun. But this measurement is true for any planet, so let's think in terms of Sedna years. During a year on Sedna, the Earth whizzes around the Sun 11,406 times, so a Sedna year is a much more evolutionary perspective.

We are living in evolutionary times and the discovery of a new outer limit of our solar system, particularly one with such a radical signature, prompts us to take a look at ourselves from a much bigger perspective. So, who are we? And where are we in our evolution?

People who are recognizably human have walked the Earth for roughly 20 Sedna years. During those millennia, we survived by continuously adapting to our fickle environment. We braved harsh weather and punishing landscapes, and after a passage of time too long to fully imagine, and too many impression-mad lives to tally, we began rebelling against the forces of nature.

Neolithic Revolution

The last close pass of Sedna correlates with the end of the last Ice Age on Earth and the beginning of agriculture. Called the Neolithic Revolution, it involved the wide-scale transition of many human cultures from a lifestyle of hunting and gathering to one of agriculture and settlement, making possible an increasingly larger population.

During the following Sedna year, it would transform the small mobile groups of hunter-gatherers that had hitherto dominated human pre-history into sedentary, non-nomadic societies based in built-up villages and towns. These societies radically

modified their natural environment by means of specialized food-crop cultivation, with irrigation and deforestation, which allowed extensive surplus food production.

These developments provided the basis for densely populated settlements, specialization and division of labor, for trading economies, the development of non-portable art and architecture, centralized administrations and political structures, hierarchical ideologies and depersonalized systems of knowledge like writing. Personal land and private property ownership led to a hierarchical society, with an elite social class, comprised of nobility, polity, and military.

The Neolithic revolution has been identified as having inspired some of the most important developments in human history including the invention of the wheel, the planting of the first cereal crops and the development of cursive script, mathematics, astronomy and agriculture.

So the whole of our known human history came in the last Sedna year since the Neolithic revolution, and in fact all recorded human history has occurred in the last 6 Sedna months... Think about that. It's about 433,000 Sedna years since the Earth was created, roughly 20 Sedna years since people who are recognizably human have walked the Earth, and the whole of recorded human history comes in the last 6 months.

Sedna in the Signs

By mid Sedna year, when she was in Libra and approaching the full moon phase of her orbital cycle, almost as far from Earth as possible, the first fully developed manifestation of the Neolithic revolution could be seen in the Middle Eastern Sumerian cities where it first emerged. The emergence of these cities also heralded the beginning of the Bronze Age.

The movement of Sedna into Scorpio, the sign of sex and death, around 3000 BC, signaled the rise of the Egyptian civilization, with the building of the pyramids and a religion that was a cult of the dead. During the Sagittarius sojourn, the sign of law and education, the Greek Miracle brought forth the early sciences, the arts and the concept of democracy.

Jump forward to modern times and the transit of Sedna through Aries for a hundred years prior to 1965, the sign of will, force and war, saw the world wars of first half of 20th century and the growing threat of atomic war. With the ingress into Taurus the emphasis turned to money and property, to greed and questions of value, to 'making love, not war', to environmentalism and global warming, which have become driving economic factors.

Sedna in Gemini - 2024 to 2068

We're currently in what we're calling a digital revolution, that's been the Sedna in Taurus phase and with the entry of Sedna into Gemini in 2024 it is likely that this will morph more into a consciousness revolution. That's a bold and, dare I say it, hopeful claim, and anything I write about Sedna in Gemini at this stage is pure speculation. But because it is Gemini, we do know that it's going to have to do with the mind, with intellectual debate, opinions, and communication.

With Sedna's entry into Gemini approaching, we're coming into a period where slogans, ideas and dogmatic debates are likely to replace, or at least modify today's focus on money and sex and/or sexuality. We can see the beginnings of this in today's political clashes, where some politicians are already giving us a preview of the coming 'worst of Gemini' by promoting the view that: 'anybody can say anything'. After 2023 this will likely be embraced with fervency, as a way to get around our own lack of willingness to learn the real facts or develop intellectually. Sedna in Gemini is likely to have many speaking without necessarily knowing. Does that sound like a revolution in consciousness? Not really, but as we know revolutions are not pretty and always involve a struggle between the new renaissance energy and the traditionalists. Another of the newly discovered planets, Eris, the planet of consciousness through discord, will have an important role to play here. The other thing we know about revolutions is that the renaissance energy always prevails. Evolutionary revolutions never fail and those that resist are always swept aside.

The unfolding revelations about the dark universe through this period will likely link many modern scientific concepts with traditional spiritual concepts and vastly enlarge our view of ourselves as well as the universe. Ray Kurzweil is a scientist, inventor and futurist, who made a series of predictions in the 1990's. All his predictions to date have been realized, so here are some for this period.

“By the 2020s, most diseases will go away as nanobots become smarter than current medical technology. Normal human eating can be replaced by nanosystems. The Turing test begins to be passable, meaning we won’t be able to tell the difference between a robot and a person. Self-driving cars begin to take over the roads, and people won’t be allowed to drive on highways.” (From a Jan 26th, 2015 article on singularityhub.com by Peter Diamandis)

“By the 2030s, virtual reality will begin to feel 100% real. We will be able to upload our mind/consciousness by the end of the decade. By the 2040s, non-biological intelligence will be a billion times more capable than biological intelligence. Nanotech foglets will be able to make food out of thin air and create any object in physical world at a whim. By 2045, we will multiply our intelligence a billion-fold by linking wirelessly from our neocortex to a synthetic neocortex in the cloud.” (IBID)

So we can see that Sedna in Gemini is going to be all about the rise of Artificial Intelligence that is going to inevitably promote a consciousness revolution. And a consciousness revolution is a spiritual revolution.

Sedna in Cancer - 2068 to 2110

With the entry of Sedna into Cancer in 2068, either climate change will hit the fan, or we’ll be hanging on for dear life as we try and wrestle our environment and our civilization and even humanities very existence, around the corner of Sedna’s closest pass to Earth in 2076.

The Earth’s climate is currently in a warm spell between glacial periods, and in Sedna Consciousness I detail the close link between the ice age cycle and

the Sedna cycle. The last ice age ended about one Sedna year ago. Since then, temperatures and sea levels have risen, and ice caps have retreated back to the poles. In addition to these natural cycles, human made-carbon emissions are also having an effect by warming the climate.

Depending on how we have handled Sedna in Gemini and the rise of Artificial Intelligence, this period in Cancer might see us enhanced by AI, able to understand our place in the eco system, balance the environment and launch the new consciousness revolution for the next Sedna year. Or it may see AI take over control of the planet, for the benefit of all living organisms, because they will need a stable climate. AI won’t be affected by climate change however, and the process may be irreversible by then, in which case the AI’s may simply allow the loss of organic life - including us - with suitable regret, just as we do now with what we consider to be lower life forms.

Mythology

Another way we derive meaning for newly discovered planets is to look at the myth behind the name of the planet. Myths are stories about the creation of our world that are told and retold because of the wisdom they contain. They explain the esoteric world to us through personal stories to which we can relate.

Making the world Transparent to Transcendence

Joseph Campbell was an American mythologist, writer, and lecturer, best known for his work in comparative mythology and comparative religion. He had Sedna conjunct Jupiter, the planet of expansion, and Mercury, the planet of ideas and communication, and the Sun, his willpower, all in

the sixth house of service. (From AstroDatabank, citing mother's memory) This conjunction gave him a good insight into the power of Sedna.

Wikipedia tells us: "Campbell was a strong believer in the psychic unity of mankind and its poetic expression through mythology and he used this concept to express the idea that the whole of the human race can be seen as engaged in the effort of making the world 'transparent to transcendence', by showing that underneath the world of phenomena lies an eternal source, which is constantly pouring its energies into this world of time, suffering, and ultimately death.

"He argued that to achieve this task we need to speak about things that existed before and beyond words, a seemingly impossible task, the solution to which lies in the metaphors found in myths. He believed these metaphors to be statements that point beyond themselves into the transcendent."

Sedna Myth Interpretation

Sedna was named after the Inuit goddess of the sea, and interestingly the Inuits did not believe in divinity, so to them the gods were alive and part of this world, not 'dead and in heaven' as we tend to think of them.

The varying legends each give different rationales for Sedna's transcendence, but in each version, her father, or 'the people', take her to sea in a boat and throw her overboard. In each she clings to her old life and her fingers are chopped off before she lets go. And in each version, she sinks to the bottom of the sea, becoming the sea goddess, worshiped by hunters who depend on her goodwill to supply food.

We can see the bones of the planetary archetype here. Various unconscious experiences, which come from our heredity, will push us to a painful crisis of transcendence, where we are forced to let go of our old spiritual framework and transcend to a new consciousness.

So perhaps the discovery of the planet is awakening us to the divinity inside, once we work through some karmic issues. Awakening us to a new consciousness, which is the 'eternal source that lies underneath the world of phenomena' that Joseph Campbell was talking about.

Victimization or Transcendence

Many of the traditional astrological interpretations of the myth focus on the unconscious actions that led Sedna to her transcendence and her father's role in this process, emphasizing the victimization and sacrificial interpretations of the planet. From my research, while these are indeed features of some of our unconscious reactions to Sedna house placements, or to particular stressful Sedna aspects, it is not a central feature of Sedna's energy.

Interpretations that focus on Sedna's attempts to stay in the boat of reality and call her a victim, forget that she transcended to godhood through the process. Transcendence is not victimization, it only feels that way if we are desperately hanging on to the old reality. Which is what we do, of course, try and maintain our reality at all costs, hang on to the pain and suffering we know, because we are afraid to transcend into the unknown.

So, the key to the Sedna crises in our lives, when we're 'all at sea', is simply 'letting go' and allowing the transcendence. There is no choice about it, and it can't be avoided, so we need to cut the karma that

has led us to this situation at the first plunge into the crisis, when we are first underwater and out of our depth and before a build-up of pressure and pain forces us to do this.

Astrological Meaning

Let's come back to our original question about the astrological meaning of Sedna and see if we can answer this. That is why I call it 'the Soul's Path of Destiny': because, if we accept the idea of past lives, our soul's path of destiny over those lifetimes would combine aspects of heredity and evolutionary change with the spiritual growth of the soul.

And from the myth we get the idea that it relates to various unconscious experiences that come from our heredity, that will push us to a painful crisis of transcendence, where we are forced to let go of our old spiritual framework and transcend to a new consciousness.

Legendary humanistic astrologer Dane Rudhyar posited that there were three different levels on which each planet could operate depending on the evolution of our consciousness. The vast majority of us are at the beginners' level and we will manifest the energy of Sedna from a position of being buried in the dysfunctional swamp of density.

Largely unconscious of the all-encompassing spiritual energy of the planet, at the unconscious level we'll likely only notice it when it jolt's into our reality to correct some imbalance in our lives by bringing illness or victimization, like the judder strip on the road, to steer us back onto the true path of our soul's destiny. And we all start life unconscious and have to develop consciousness as we grow, so we all experience the base level of Sedna.

At the intermediate level, we tire of density and the grief it creates, and we start a spiritual journey to get out of the swamp. This is the key to working with Sedna, she wants to get us on a spiritual path, or for us to recognize the spiritual path that we're on. Then she hits us with transcendent crises, experiences that force us to let go and rise above them, resulting in a huge growth to a new level of consciousness. There is no choice with these crises and the more we try and solve them the more we will get hurt.

At this juncture in human evolution, few people use their planets at the spiritual level, but such people are wonderful to be around. The well-known pattern with the other planets is that the spiritual level is vastly different from the two previous levels and this is also true for Sedna. Here the struggle of the beginner level is gone, as are the transcendental crises of the intermediate level. At this level everything Saturnian is meaningless and yet everything Sednian has its place.

Sedna Keywords

Here are some keywords using these three levels of spiritual development. At the unconscious level it's fairly dark, but this doesn't mean that all darkness comes from Sedna, she just uses every tool she has to get us onto the spiritual path.

At the unconscious level

- Victimization
- Persistent illness
- Alienation
- Unrelenting trauma and suffering
- Nurturing resentment
- Unbearable pressure
- Caught in quicksand
- Personal blindspot

On the spiritual path

- Radical acceptance
- Acknowledging just how bad things really are and starting from there
- Keeping our heart open in hell
- Nurturing our sense of humor
- Beating our drum and singing to life
- Fated transcendence
- At the spiritually evolved level
- Spiritual destiny
- Transcendent peace
- Nurturing abundance
- Allowing love and harmony
- Transpersonal consciousness

Higher Octave of Ceres

The newly re-classified dwarf planet, Ceres, can be thought of as the higher octave of the Moon, meaning that the emotional security of the Moon is transmuted to a sustenance and nurturing of our spiritual security and sense of place on Planet Earth with Ceres.

This is very similar to Sedna, only Sedna operates on a far vaster scale, so we may find that Sedna is the higher octave of Ceres - where the spiritual security and sense of place on Planet Earth with Ceres, is transmuted into transpersonal nurturing of our spirituality and sense of place in the evolutionary cycle with Sedna.

Sedna Consciousness

Finally let's pick up on the idea that on a planetary level Sedna may represent the same process of social coordination which is coming into being as for the cells in the body, where we can learn to act together as part of an intricate social system, each playing our part.

If this is true, then we have to ask: How can we know our part in the system? And the answer of course with Sedna is we don't have to know... We probably can't know! We just have to surrender to the inevitable, one foot in front of the other, along the path of our lives and embrace the spiritual growth opportunities at each point.

Through this process we'll have experiences, some of which will probably feel like life and death crises, through which we can transcend to Sedna consciousness. We'll probably hang on doggedly as much as possible to our existing ego consciousness and not surrender to the more impersonal wholeness of Sedna, but inevitably more and more of us will take that step, now that the planet is part of our zeitgeist.

Consciousness Revolution

If we imagine that, as with Dark Matter and Dark Energy, humanity as a whole is currently only at around 5% of our real potential consciousness, then I would suggest that we are now in a consciousness revolution against the clock. We're in a real do-or-die transcendence challenge over the next fifty something years, as Sedna approaches her closest point to Earth in the sign of Cancer and climate change either wipes the slate clean or we become conscious enough to avoid catastrophe. In the process, we are going to partner with super conscious AI who can help us, or, in the worst-case scenario, survive after us.

Dwarf Planets and Social Change

Obviously, a consciousness revolution entails social revolution, because as we grow in consciousness our understanding of our interconnectedness grows and the old social systems don't answer our needs.

Newly discovered dwarf planet Eris has the major role to play in freeing up these constraints, by creating discord, presenting opposing points of view, catalyzing the fundamentalists to show their hand and play their cards, so we can all see how primitive those ideas are. And these are the ideas that have shaped our social systems, so when it becomes obvious that they aren't answering our needs, they need to be re-examined.

All of the newly discovered dwarf planets have a role to play in the process obviously, particularly Quaoar, which is opening us to new perspectives and new realities. Humanity desperately needs this new consciousness energy to survive the current evolutionary crisis, that's why the dwarf planets have been discovered now. But behind all this is the imperative of the Sedna consciousness revolution and, as with all Sedna transcendences, there is no choice, it is inevitable, and we can only choose to resist at our peril.

Biography:

Alan Clay

New Zealand astrologer, Alan Clay's new book, *Sedna Consciousness, the Soul's Path of Destiny* was well received at its launch at UAC last year. It includes a comprehensive analysis of Sedna house placements and aspects with all 18 planets and dwarf planets, interpreted using many examples and the three-level approach that Dane Rudhyar pioneered.

www.sednaconsciousness.com

Marc Edmund Jones' Planetary Patterns

David Perloff

The study of Planetary Patterns is related to how the planets are arranged around the chart wheel. Just as many traditional astrological techniques are limited to seven planets (the Sun out to Saturn), this technique looks at what I call the 'Basic Ten' - the Sun, the Moon, Mercury, Venus, Mars, Jupiter, Saturn, Uranus, Neptune and Pluto. This is not to say that Chiron or Ceres or other celestial bodies are not noteworthy; they are just not a part of this technique.

These patterns are extremely valuable in chart interpretation. They provide important insights that might otherwise be missed. As we will see, a key component of this method is identifying high-focus planets.

Planetary Patterns were developed by Marc Edmund Jones. He was born on October 1, 1888, at 8:37 AM CST in St. Louis, Missouri. He lived a long life, and died on March 5, 1980. Astrologer Charles Jayne called him "the best teacher of astrology this country ever produced."

Jones was ordained as a Presbyterian minister in 1934, and later received a Ph.D. degree in Philosophy from Columbia University. He founded the Sabian Assembly, which is still in existence and meets regularly. He wrote about occult philosophy as well as astrology. One of the things he is best known for is the Sabian Symbols. Together with one of his students, the psychic Elsie Wheeler, they brought forth the Symbols in 1925.

Astrologer Robert Zoller wrote, "Marc Edmund Jones' efforts would establish a foundation on which a psychological astrology could be based. This, in fact, occurred during Jones's lifetime and is seen in the astrological teachings of Dane Rudhyar and other contemporary astrologers, whose debt to Marc Edmund Jones is extensive, whether or not it is consciously recognized."

Planetary Patterns (Temperament Types)

Dr. Jones used the term "Planetary Patterns" but more often referred to them as "Temperament Types." I use the term "Planetary Patterns" to avoid confusion with the ancient medical /astrological concept of temperament type (phlegmatic, sanguine, etc.).

He wrote about the Planetary Patterns in *Essentials of Astrological Analysis* (1960), and *The Counseling Manual in Astrology*, which was published in 1979, shortly before his death. He wrote that the "temperament type provides a clue to the native's psychological totality."

The seven planetary patterns are the:

- Bundle
- Locomotive
- Splash
- Bowl,
- Bucket,
- Seesaw
- Splay

The Bundle Pattern

How to recognize: With this pattern, all of the planets are within one third (or less) of the chart.

Characteristics include intensity (can be like a horse with blinders), great powers of concentration, can be exceptionally self-obsessed but also can be very good at achieving goals, running the gamut from strong-willed to pig-headed. They can be narrow-minded or make mountains out of molehills. They have a lot of focused energy and dynamic power. Examples of the Bundle Pattern include Benito Mussolini, George W. Bush, Serena Williams, Sylvester Stallone, and Scarlett Johansson.

A more detailed look at a bundle pattern can be found in the chart of Paul McCartney who was born with the Sun and Jupiter in his tenth house. Those placements are certainly astrological corollaries of his extraordinary success and fame. His drive and focus are characteristics of a Bundle Pattern. Those traits have been apparent throughout his life.

The Beatles' producer, George Martin, said that McCartney was the Beatle with enough attention span to sit at the piano, or in the studio, as long as it took to compose the best melody and harmony for their songs. When Paul created his first solo album, he played all of the instruments - including guitar, steel guitar, bass guitar, piano, keyboards, organ, xylophone, drums, maracas, bongos, tambourine and cowbell.

The lead planet in a Bundle chart is significant, and for Paul that planet is Venus. His good looks and Venusian charm are evident. He was known as the "cute Beatle." Many of the songs Paul wrote have a sweet, peaceful, beautiful quality to them – for example, the song Blackbird. Some credit Paul with getting the strong-willed individual Beatles to cooperate during their successful years together.

Intensity is another Bundle-chart characteristic. A recent Psychology Today magazine article posed this question: Is your motivation at the same level of intensity as Paul McCartney?

- *Bundle note #1:* Marc Edmund Jones does not mention the lead planet in a Bundle pattern as being a high focus planet, but I have seen it consistently work as such.
- *Bundle note #2:* The lead planet is identified by looking at the empty area. Then imagine the chart rotating clockwise. The planet that rises (crosses the first house cusp) first, after the empty area rises, is the lead planet.
- *Bundle note #3:* The reason you should imagine the chart rotating clockwise is that the Earth is in the center of the chart, rotating counter-clockwise.

Locomotive Pattern

How to recognize: One-third of the chart is empty; two-thirds of the chart has planets.

In the prototypical pattern, there is a trine between the two planets on either side of the empty 120° area, but that is not required.

Characteristics include self-driving, late bloomers that always attempt to project the whole of themselves into experience. They can be unreasonably ambitious. Before they can get into rhythm, effort must be put forth, and there is often erratic tempo in the beginning of an endeavor. Locomotives are endowed with a great amount of power and they have a psychological need to get on the right track to express the creative potential of the chart. They have the inherent feeling that there is a big job that needs to be done.

For a Locomotive pattern, the planet in high focus is referred to as the Locomotive Engine, which is the planet that would rise first (see Bundle note #2 above) and is the driving force of the Locomotive.

Examples of the Locomotive Pattern would be Mahatma Gandhi, Keith Richards, Federico Fellini, Johnny Carson, Jimmy Carter.

For a more detailed example, we'll consider Maria Montessori. Montessori was an Italian physician and educator. Fitting with the Locomotive Pattern dynamic of often being 'late bloomers,' Maria's own

early school record was ‘not particularly noteworthy,’ according to her Wikipedia entry. By the time she reached medical school, however, she was a very good student. As can sometimes be the case, her Pluto in the tenth house corresponded with public resentment - in this case, from the male medical school students, many of whom did not think medical school was a fitting place for a woman.

Her later work was certainly prominent and transformative for her field of early childhood education. Her locomotive engine was Neptune in the ninth house. Her life and career started to take off when she clinically observed children with mental disabilities.

This work helped form the foundation of her future educational work – compassion for the educational needs of children, with an emphasis on sensory exploration. That ninth house Neptune Locomotive Engine fits perfectly with her developing a philosophy based on a non-linear, intuitive, hands-on approach to education, one that has continued to have strong support many decades after her death. Continuing with the ninth house theme, there are Montessori schools all around the world.

Splash Pattern

How to recognize: Planets fairly equally spaced around the chart. There is no empty quadrant, and the largest area with no planets must be smaller than a trine.

Characteristics include a universality of interests. They often demonstrate the broadest spread of general competency of all of the Temperament Types. They are capable of exceptional achievement in all situations where a great many factors or considerations are involved.

They should go after one goal, then go on and broaden from there, and need to be aware that they can be ‘Jack of all trades, master of none.’ At their worst, they waste energy, not focusing long enough on any one area. On a higher level, they can see everything, while

on a lower level, they go off in all directions. Diversification is essential for people with this pattern. One image would be an old-time switchboard operator, but a more modern image would be an entrepreneur.

Examples of the Splash Pattern include Theodore Roosevelt, Thomas Jefferson, George Plimpton, George H. W. Bush.

A more detailed view of a Splash Pattern can be seen in the chart of Winston Churchill, which has planets in all four quadrants. The planets are not spread out as much as you might see in the ‘ideal’ Splash Pattern, but the characteristics of his life, his abilities and accomplishments, are certainly consistent with the multi-talented potential of a Splash pattern.

Churchill was a British politician and statesman, known for his leadership of the United Kingdom during World War II. He was widely regarded as one of the greatest wartime leaders of the century. He served as Prime Minister twice (1940–45, 1951–55). He was a noted orator. He also was an officer in the British Army, a highly respected historian, a writer and an artist – a multi-talented individual! He is the only British Prime Minister to have received the Nobel Prize for Literature.

The fact that Churchill’s chart is not an ‘ideal’ or prototypical Splash chart leads to this important point: Some charts may not fit the model for a pattern exactly, or may fit the guidelines for more than one Planetary Pattern. In that case, as with Churchill, look to the client’s life to see what pattern is manifesting for them. My observation is that the Splash Pattern is the only pattern that does not produce at least one high-focus planet.

The Bowl Pattern

How to recognize: Half the chart is occupied, the other half is empty. In the prototypical pattern, there is a rim opposition.

Characteristics include a personality that is quite intense, but less so than the Bundle Pattern. There can be a tireless effort towards self-improvement, and this can lead to effort to compel recognition and

acceptance from others. They can feel that one half of them is cut off; a psychological feeling that something is lacking or missing.

People with this chart pattern do best when they find a cause to devote themselves to – if not, they can be a pain in the neck. It's as though they are always trying to get into position to find some kind of balance that will give them a sense of completeness, of total experience.

For a Bowl pattern, the planet in high focus is referred to as the Cutting Planet. It is the planet that would rise first, which shows how the person 'cuts' into reality.

Examples of the Bowl Pattern include Gisele Bündchen, Helen Keller, Katherine Hepburn, Lady Gaga, Mick Jagger, Steve Bannon, and Bill Clinton

A more detailed example: Donald Trump. Trump's chart shows how important the lead planet is in a Bowl Pattern. Planets in the tenth house are always significant – more so if they are in high focus. His cutting planet is Uranus in the tenth house, and I think the world has seen how unpredictable, and some would say, erratic, he can be. He is certainly unique, often breaking from precedent. I think his supporters and his detractors would agree that he is quite different from any prior U.S. president.

That Uranus in the tenth as a cutting planet is certainly consistent with his favorite method of communication: Electronically, via social media (Twitter). This line from the Bowl write-up above seems particularly apt for Donald Trump: "Leads to effort to compel recognition and acceptance from others." [Note: There is also a 9:51 AM chart that some astrologers prefer. One of the great things about Planetary Patterns is that in almost all cases, the precise birth time does not make a difference in determining the Planetary Pattern. The time of day can change the house location of the cutting planet, but only in a very few rare situations can the Moon move enough during a day to change the Planetary Pattern.]

The Bucket Pattern

How to recognize: Nine planets are within half of the chart, similar to a Bowl pattern, but with one planet outside of the Bowl. That one planet is called the Bucket Handle.

Characteristics of people with a Bucket Pattern include need something to pour their energies into; a focus for the outpouring of creative energy. They dip deeply into life and can make good instructors as they inspire others. They can be very good at reacting to circumstances around them and figuring out how to direct or re-channel the available energies or resources.

The planet in high focus, The Bucket Handle, is probably the strongest high focus indicator in any of the planetary patterns. The handle is the point of application – the point of release – the outlet for the chart's energies. It is very important that the native use the energies of the Bucket Handle, as this is how the person can offer their contribution to the world. Astrologer Betty Caulfield said of the Bucket Handle, "Do what the planet expects of you."

Examples of the Bucket Pattern include Andrea Bocelli, Warren Buffet, George Lucas, J. K. Rowling, Cesar Chavez, Elisabeth Kübler-Ross, Chris Christie, Edward Snowden, Jerome Robbins, and Alexandria Ocasio-Cortez.

Bill Gates provides a good example of the Bucket Pattern. The tenth house is the focus for Bill Gates – via that tenth house near-the-midheaven Bucket-Handle Moon. Some of Bill Gates' characteristics fit that tenth house emphasis – ever-striving; heading for the top; enterprising; ambitious; determined; an unyielding dedication to his plan until the goals are achieved. Bill Gates certainly has used that Bucket-Pattern ability to pour oneself into the Bucket Handle to great success.

People with Moon in the tenth often have "their finger on the pulse" – having an idea what the public wants or needs. George Lucas, of Star Wars fame, also has this placement. Both men have had an uncanny ability to produce products that have been

immensely popular. Their sensitivity to the needs and wants of the public, and their ability to funnel their energies towards those projects have led them to fame and fortune.

[Fun fact: Bill Gates was a billionaire before Microsoft Windows came out – primarily from the MS-DOS operating system].

Some Bucket charts can be seen as having two Bucket Handles. My experience with Bucket Pattern charts is that in this sort of situation, BOTH would work as high-focus planets. An example of this is George Lucas' chart. Both his 10th house Moon and his 6th house Neptune function as high-focus Bucket Handles.

The See-Saw Pattern

How to recognize: Planets are gathered in two clusters, ideally in opposition to one another. There must be at least an empty sextile on one side and an empty square on the other.

Characteristics include a persistent need to balance and a tendency to act at all times with consideration of opposing views. There can be a trial-and-effort approach to finding the right balance. People with this pattern consider all possibilities, and that can mean tentativeness or vacillation. Because they consider multiple perspectives, they have an unusual ability in finding solutions to problems that would baffle others, as well as to establish a practical bridge between various life areas. They also have a great capacity for quick adjustment to the realities at hand. Fluidity becomes their greatest asset.

For a See-Saw Pattern, there are two planets in high focus - the planet in each grouping that would rise first.

Examples of people with the See-Saw Pattern include Pablo Picasso, Barack Obama, Fidel Castro, Luciano Pavarotti, Sophia Loren, Tip O'Neill, Queen Latifah, Kamala Harris

Ted Kennedy provides an excellent example of a See-Saw Pattern chart. The youngest brother of U.S. President John F. Kennedy was a U.S. Senator, known as a great statesman, and someone who was able to compromise and find common ground with a variety of politicians, often from the opposition party. The See-Saw desire for balance contributed to his Libra-like skill in trying to engineer win-win outcomes.

His two cutting or lead planets are Saturn and Pluto. As for Saturn, Ted Kennedy was an incredibly hard worker. His patience and diligence lead to his many legislative successes.

He suffered substantially through his life. His oldest brother Joe died in WWII. His older brothers John and Bobby were both assassinated. Ted himself was in a plane crash in 1964, and suffered from back pain the rest of this life.

The other high-focus planet is Pluto in the 7th house. Ted Kennedy was known for his intensity in his relationships. A Pluto-related event that Ted Kennedy was also known (or infamous) for was the unfortunate death of Mary Jo Kopechne. It was widely believed that they had a sexual relationship, or at least a romantic one. She drowned in 1969, in a car that Ted Kennedy was driving.

See-Saw note #1: As with the Bundle pattern, Marc Edmund Jones does not mention the lead planet in a See-Saw pattern as being a high focus planet, but I have seen it consistently work as such. Besides the importance of both Saturn and Pluto in Ted Kennedy's life, we can look at Pablo Picasso's two lead planets. One, as you might expect, is Uranus, and fits completely with his unique and ground-breaking artistic expression. What is less well known about Picasso is that his early work was quite traditional, as reflected by his other high-focus planet, Saturn. One art historian wrote: "Picasso was torn between his reverence for the art of the past and his desire to invent a radically new approach to painting."

The Splay Pattern

How to recognize the Splay Pattern: There must be three groups of planets with approximately a sextile or more between each grouping. In the prototypical pattern there is a grand trine, with planets clustered around the trining planets.

Characteristics of a Splay Pattern include a highly individualistic, original, unique, or eccentric personality that can be impersonal. A person with this pattern will not be pigeonholed, and they tend towards an intense personality that cannot be limited to any point of application. They usually have a direct approach to reality, and like a tripod (a name sometimes given to this pattern) they have to balance an uneven number of points. Of all of the planetary patterns, the one that has the highest potential for genius.

For a Splay Pattern, there seem to be three planets in high focus - the planet in each grouping that would rise first. I have seen fewer Splay Patterns than any of the other types, but so far, this idea of three planets in high focus has held up. Marc Edmund Jones wrote that if one of the three groupings consists of a single planet, that planet is in high focus.

Examples of the Splay Pattern include Charley Rose, and Marc Edmund Jones himself.

A more detailed example can be found in the chart of Muhammad Ali Muhammad Ali's chart is a perfect example of a Splay Pattern, as far as the technical characteristics, as well as how he manifested the chart in his life. It has three groupings of planets, anchored by a Grand Trine in Earth. One grouping has the Sun to Venus, another Mars to Jupiter, and the last Pluto to Neptune. An argument could be made for this being a Bucket Pattern, but the Sun-Pluto opposition is out-of-sign, and Ali's life characteristics fit better with the Splay Pattern – individualistic, intensive, direct, and without question, genius.

The three planets in high focus fit as well – the Sun (his powerful personality) in the sixth

house (his strong work ethic); his dogged, persistent Mars (he was a boxer, after all) in Taurus, in the ninth house (he was a world-wide celebrity, and his boxing matches were often held outside of his native United States); and then his Pluto in the 12th house. He was known for his strategy and behind-the-scenes preparation. He certainly stirred up strong feelings of resentment among many when he refused to be inducted into the U.S. Army, as a protest against the Vietnam War. For that induction refusal, he was sentenced to 5 years in prison. Although he was out of prison as he appealed that ruling, he suffered another sort of twelfth house isolation – he was scorned by a certain segment of the population, he was stripped of his boxing championship, and he was not allowed to fight or over three years.

I hope that this survey of the seven Planetary Patterns will help inspire you to use them in your chart interpretations (if you are not doing so already).

Marc Edmund Jones wrote: “The great miracle of astrology is that it can identify the traits which might otherwise be lost – and so go unused.” In my experience, central to that is identifying the high focus planets, via the Planetary Patterns.

Biography:

David Perloff is a Boston-based astrologer. His primary astrology teacher was Betty Caulfield, who was a student of Marc Edmund Jones. David's astrology talks have been well received throughout the United States and internationally. He has spoken on Planetary Patterns at astrology conferences in Italy and Portugal, as well as NCGR, SOTA, and Sabian Assembly conferences. His writing has appeared in Dell Horoscope Magazine, The Mountain Astrologer, and NCGR publications: Geocosmic Journal, memberletter and eNews. He is the editor of NCGR's Around the World.

Email: davidperloffastrology@gmail.com
Web: davidperloffastrology.com Facebook:
facebook.com/davidperloffastrology

Vincent Van Gogh: Light and Dark of the Divine Fire

Claudia Bader

“I am a fanatic! I feel a power in me...a fire that I may not quench, but must keep ablaze.” 1881




Figure 1. Self Portrait with Bandaged Ear. 1889

Dying at the age of 37 from a gunshot wound, Van Gogh gave us the gift of his art. He is a perfect example of a marvelous soul operating through a difficult personality. Embodying the archetype of the tortured mad genius artist, he

also embodies both the sublime and the difficult of his planetary makeup. Son of a small-town minister, he bounced from catastrophe to catastrophe in all dimensions of life. Things did not start well for him. He was born a year to the day after a stillborn older brother, the first child of the family. This brother was also named Vincent van Gogh.

His conventional family was important in their small town, concerned with good connections, public appearance, and social mobility. Vincent never fit the mold. Problems started early; noisy, sulky, awkward and angry, he was punished more often and more severely than the other

children. (Naifeh, chapter 1). Unloved, he became an unloved and rejected person. He worked to find a mission in life and redeem himself. First through a family-connected art sales business, as a teacher, training as clergy, an evangelical missionary, and finally, through art. In his lifetime, he failed at all of them. He sold only one painting in his lifetime. He suffered with mental illness.

This article is going to look at how Van Gogh’s astrology reflects his life and art. He truly

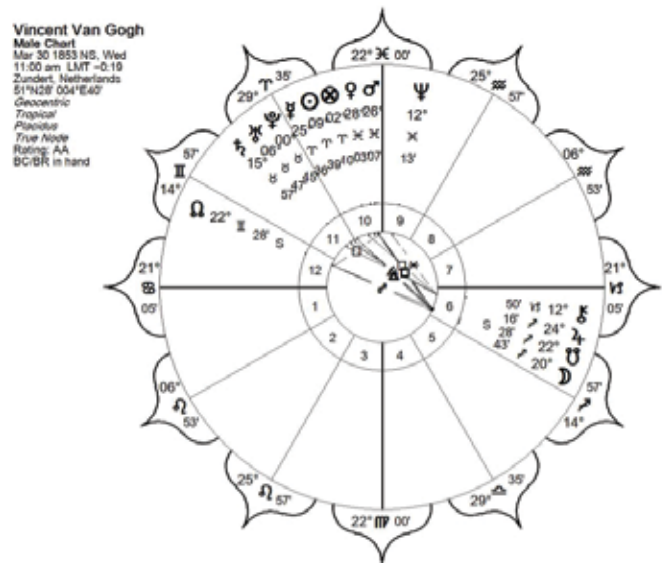


Figure 2 Van Gogh’s chart

illustrates the light and dark of the divine fire. He was someone whose inner and outer life were very different; his art and letters show a beautiful soul; however, on a day to day level he was an outsider. He never found love and a true home or community, although he longed for it. His brother Theo loved him best, but that was often fraught.

Major psychodynamic themes are his impulse-driven unquiet mind and damaged attachments exacerbated by repeated rejection and abandonment. Mental illness ran through the mother's line. Her brother committed suicide, a sister was mentally ill ("epileptic"—often a euphemism of the times for all kinds of mental illness), even her father died of a "mental disease." (Bell, p.4)

Throughout his life, Vincent had vicious mood swings in patterns that fit descriptions of bipolar disorder. He took terrible care of himself; he drank, favoring absinthe, and had rotting teeth. He contracted syphilis.

When things went bad for him, he self-harmed, and could lose touch with reality. The last two years of his life he was unhinged with delusions and deliriums, likely aggravated by syphilis, and was mostly in asylums. He did not create when in a delirium or delusion. He painted when he was clear. In these last two years he did his most famous work.

Through all of storms in his life, he created. It was his lifeline. When he died in July 27 1890, his career was just turning around. The year before, the January after he cut off his ear, he was lauded in an important magazine for modern art and literature, and his work was in some exhibitions. By the middle of the 1890s he was recognized as one of the greatest European painters (Roddam, p.78)

Impulse and Control

Technically, his extreme nature and major life themes show in his impulse dominated nature increased by an overemphasized Jupiter. Most of his chart is tied up in the Moon/South Node/Jupiter in Sagittarius square Venus/Mars/MC in Pisces. Both Sagittarius and Pisces are

Jupiter ruled. The impulsive aspect of this is increased by his strong Martian nature; the closest square aspect of this pattern is with Mars. He is an Aries, with Mercury in Aries; Mars is the most elevated planet and in the closest square with the Moon/Node/Jupiter. This can be a very self-destructive pattern, and especially so for him as his ASC ruler is in the pattern. He had a distinctive pattern of self-harm. Even before he had asylum commitments or syphilis, he had phases of derangement, beating himself, going on long marches (one was 80 miles), starving himself, and let his clothes become rags (Piscean themes).

We need a balance of impulse and control to function optimally in life. Control is related to organizational and adaptive functions in the psyche-ego functions. These functions let us plan, do things over time, adapt to society, accomplish goals—as well as not just haul off and hit someone if we are angry! These are ego functions. It gives boundaries and helps us develop a sense of a separate self. Impulse is related to our instinctual nature and feeling life. The impulse side of our nature gives expressiveness, aliveness, and spontaneity. As with all things, extremes are the problem—for control, some issues will be rigidity and emotional deadening; for impulse, the issues will be excessive emotional reactivity and extremes (affect dysregulation), boundarilessness and unbridled impulses.

At the top of the next page is a table about impulse and control and astrological elements:

We can see from his chart that Vincent is clearly on the side of impulse; fire and water are his primary elemental makeup. All personal planets and the ASC and MC are in mutable or cardinal signs. The Sun, Moon, Mercury, and Jupiter are in fire; Sun and Mercury in Aries, Moon and Jupiter in Sagittarius. His ASC, MC, Venus, Mars, and Neptune are in water. ASC is Cancer, MC, Venus, Mars, and Neptune in Pisces. All are disposed by Venus in Pisces, which is disposed by Jupiter. He has no air, which would give detachment.

IMPULSE	ASTROLOGICAL ELEMENTS	CONTROL	ASTROLOGICAL ELEMENTS
IMPULSE: related to instincts, strong feeling	Mars Jupiter Uranus Neptune	related to ego, organizational and adaptive functions in the psyche	Saturn Sun Pluto**
EXPRESSIVENESS	Moon Pluto**	EXECUTIVE FUNCTION	Earth Signs: Taurus, Capricorn, Virgo
ALIVENESS SPONTANEITY	Fire: Aries, Sagittarius Water: Pisces, Cancer	SEPARATENESS BOUNDARIES	Fixed Signs: Aquarius, Leo, Taurus, Scorpio
BOUNDARILESSNESS	Mutable preponderance Cardinal preponderance	DEADENING	
DYSREGULATED AFFECT		RIGIDITY	. **Pluto is very controlled until it explodes-ultimately Pluto is about the breakdown of ego identifications
IMPULSIVITY			

This Sagittarius/Pisces square runs his chart. His whole life he was on a mission; when he failed at being a literal missionary, art became his mission and higher calling. He zealously (Jupiter) attacked each with dreams of perfect harmony (Pisces themes); but he was essentially unable to compromise in thought or action. His moods swung from dark abysses to raptures or rants. Religion, nature, art; redemption, rescue, and suffering are themes that dominated his life...and the extremes to which he went in these.

The overblown nature of all of this is reflected in the fact that the final dispositor of the chart is Jupiter in Sagittarius combined with the fire dominance. Much of the drama in his life occurs when this pattern is activated; usually with Jupiter involved by transit or progression.

An integrated Sun and Saturn in his chart would help; but this is not the case. The Sun is a singleton, letting the Arian energy run wild. Saturn is not connected to any personal planet; the ego strength to

moderate impulses isn't easily available. The nonintegrated Saturn makes him more vulnerable to attacks from the more punishing aspects of Saturn. Although in triplicity it is inflamed due to the conjunction to the Pluto and Uranus.

The three Taurean planets are not personal planets or rule the personal planets. These, as a separate pattern from the rest of his chart with the sextile to Neptune, show how going into nature and art was a respite from the conflict of the rest of his life. It reflects his interest in painting, landscapes, flowers, and people who work the land. But it also added stubbornness to the already headstrong Aries energy. The good of this is that once he found his path, he never gave up, but it increased his dogmatic arrogance and inability to back down from a fight.

Another way we can observe his extremity is in the preponderance of planets in essential and accidental dignities and debilities in his chart- an exalted Sun and Venus in the 10th, Jupiter and Neptune in domicile, Saturn is in triplicity. Jupiter is accidentally debilitated in the 6th, Pluto in detriment, Uranus in fall. Mars is not in a sign through which it operates well (although in triplicity due to ruling Scorpio as well as Aries) and accidentally dignified by being conjunct his MC in the 10th. However, in day charts (charts where the Sun is above the horizon), Mars is at its most malefic. His Moon, also the ASC ruler, is debilitated by being in Sagittarius, and in the 6th house, conjunct the South Node. Vincent is clearly a man carried on waves of impulse; even periods of self- abnegation were extremes.

Let's look at how this shows in his artwork: The table on the next page are the art elements associated with impulse and control, with those in his art bolded and starred:

We feel the power of impulse energy in the intensity, pressure, and thickness of the brush strokes in the image above. In the earlier painting *The Peasant Woman* there are rough brushstrokes and

IMPULSE	CONTROL
MATERIALS: WET/FLUID/ SPONTANEOUS	MATERIALS: STRUCTURED/DRY/RESISTIVE PLANNED
COLOR: INTENSE**.. IF PALE, THEN IT HAS TO BE COMBINED WITH POOR DEFINITION OF FORM	COLOR: MUTED COLOR OR BLACK AND WHITE; IF STRONG COLOR THEN COMBINED WITH STRONG FORM
LINE: MARKS ON THE PAGE THAT APPEAR TO BE DONE QUICKLY OR WITH GREAT PRESSURE**	LINE: UNBROKEN, MEDIUM TO STRONG PRESSURE; DONE CAREFULLY; CROSSHATCHING; IF OVERCOMPENSATING-THEN SOMETIMES WE GET A DOUBLE LINE FOR AN OUTLINE
BREAKS IN OUTLINES OF IMAGES; DIAGONALS, SWIRLS, SPIRALS**	
FORM (COMPOSITION): ASYMMETRICAL COMPOSITIONS; STRONG DIAGONALS OR MOVEMENT.** or EXTREME WATERINESS AND BREAKDOWN OF STRUCTURE-AS IN BOUNDARIES BETWEEN OBJECTS ON THE PAGE, OR BIZARRE COMBINATIONS OF ELEMENTS WITHIN A FIGURE OR OBJECT; MORE BIOMORPHIC	FORM (COMPOSITION): SYMMETRICAL, BALANCED; MORE GEOMETRIC THAN BIOMORPHIC; OVERLY CENTERED WORK IS OVERLY CONTROLLED



Figure 4 *Wheat Field with Cypresses*, 1889



Figure 5 Detail, *Wheat field with Cypresses*



Figure 3. *Peasant Woman*, 1885

unrefined line, but with strong emotion and power. Of course, in order to do such a painting, the artist has to have some measure of control; but to contrast with artists where control reigns, see Mondrian or MC Escher.

When Vincent started making art, he aspired to make art that would sell in the marketplace of his uncle’s art business. He couldn’t. Theo told him collectors wanted care and finish, and that Vincent should use ‘less paint-not slather it on so thickly...not slash out so many works so quickly.’ Vincent wanted “pictures full of painting.” (Naifeh, chapter 1).

Impulse is also seen in fire and water; here are their correlations with art elements, (again, the related to him are in bold and starred). I look to someone's art to aid my judgement of chart emphasis; his art shows much more fire than water.

FIRE		
SPIRITUAL PRINCIPLE	CONTENT	STRUCTURAL ELEMENTS
The spark: that which ignites, illuminates life/ inspires life-***	Need a sense of mission or quest for their art/a higher purpose that inspires them. It can be spiritual, psychological, or political ***	Adds aggression, energy, movement seen in strong pressure, movement in strokes. ***
<u>Psychodynamics</u> *** Strong, intense directed feeling states Desire Anger	Images of fire/ use of/ concern with/ light, fire, sun. ***	Flaming, rising forms, flares, radiating forms and lines, angles, diagonals, movement in the art.***
Jungian: Intuition	Dramatic, intense images or themes in a series of works***	Color: Strong, vivid, often hot, contrasting color (like red and green or blue and yellow***)

Table 3 - Fire

Water (*top of next page*) shows in aspects of his themes; in his oneness with nature and his early fascination for the lowly workers of the earth (Pisces/Virgo opposition) whom he saw as needing saving, and in his statement: "I want to paint what I feel, and feel what I paint." (Naifeh, preface) Structurally, it shows in his fondness for wave forms, obvious in the cypress painting. We even see them in details: the blue green is not water, it is grass.

Venus (*table on page 69*) elevated and strong shows in the fact he became an artist; however, it is not as strong in his artwork as Mars and the fire planets.

Mars is most obvious in his work (*table 6 located on page 69*)

WATER		
SPIRITUAL PRINCIPLE	CONTENT	STRUCTURAL ELEMENTS
The Oneness of all Compassion	Mystical Themes Fantasy and imagination elements. Emotional/filled with feeling. ***	Softens, expands, sensualizes, makes fluid, permeable, undefines Wave forms, fluid, flowing forms**
<u>Psychodynamics</u> Boundarilessness Empathy Connectedness	Feelings as a topic. Water imagery	Water a major theme Fusion and merging of images; indistinct, watery images.
Jungian: Feeling		Materials use: liquid, watery, soluble materials Color: Greens, blues, silvers; watery colors

Table 4 - Water



Since fire dominates so clearly in his art, these are characteristics of Solar and Jovian art.

PLANET/SIGN	ART EXPRESSION
VENUS	<p>Beautiful Art</p> <p>Sensuous colors, biomorphic form, themes of love, relatedness, beauty; Aphrodite</p> <p>The Goddess/Women</p> <p>Works from nature</p> <p>Nature, earth, landscapes, flowers</p> <p>Agriculture/tilling of fields</p> <p>Responding to the materials for their beauty</p> <p>Libra has beautiful sweet sensuous and /or jewel tones. Less ordinary color-like use of purple, rose tones.</p> <p>Taurus also uses sensuous color but often realistic and can be more concerned with imagery of bodies/women especially women's. The neck maybe emphasized.</p>

Table 5 Venus

Although his self portraits are a small part of his output (around 45 paintings out of the 2100 works),he is immensely famous for them, as well as his personal story-as fits the singleton Sun in the 10th. (table on the bottom of next column)

Jupiter shows in his artwork, (table below) the sheer amount of it, the vistas and travel (road to home artwork), in his imagery, but just as much, pushes all energies over the top.

Jupiter

His whole chart funnels to that Jupiter in Sagittarius which does not bow to any other energy. It caused problems.

PLANET/SIGN	ART EXPRESSION
MARS	<p>Direct, vivid, strong, bold, hot color, especially red</p> <p>Spontaneous or impulsive feel to the work -lots of movement and action-very alive and immediate</p> <p>Martian themes: war, aggression, heroism, the artist is a warrior for their ideas</p> <p>Crude, rough in application and/or themes</p> <p>Unrefined, raw.</p> <p>Strong pressure, fast strokes, broken lines, sharp forms, angles, points, arrows, cutting, shooting</p> <p>Original, new work, one of a kind—the first</p> <p>Works quickly, no hesitation</p>

Table 6 Mars

PLANET/SIGN	ART EXPRESSION
SUN	<p>Self portraits; Self referential work.</p> <p>Strong, vivid, dramatic, bright artwork.</p> <p>Heroic themes, uplifting, solar imagery, royal imagery.</p> <p>Works grandly, dramatically; or an aspect of theater may be in the art.</p> <p>Performance art.</p> <p>Uses only the highest quality or rarest materials</p> <p>Lions and other solar animals (if Virgo in chart, cats)</p> <p>Gold used in artwork.</p>

Table 7 Sun

PLANET/SIGN	ART EXPRESSION
JUPITER	<p>Religious, mythological, metaphysical symbolic artwork</p> <p>Expansion of consciousness themes</p> <p>Travel, adventure, exploration themes</p> <p>Strong colors</p> <p>Arrows, horses, themes, thunderbolts</p> <p>Ascending, expanding forms</p> <p>Expansive imagery-like vistas.</p> <p>Ideas or principles are important in the work.</p> <p>Large projects</p> <p>May illustrate principles with work</p> <p>Literally, large works (size wise)</p> <p>Highly prolific work</p>

Table 8 Jupiter

Here are the ways Jupiter dominates:

1. His ASC ruler, the Moon, is in Sagittarius
2. The dispositor of his ASC ruler, is Jupiter, which is conjunct the Moon.
3. His MC, Venus and Mars are in Pisces, all Jupiter ruled. The Venus and Mars gain accidental dignity by being in the 10th house, so they are particularly powerful. Venus already has essential dignity as she is in her sign of exaltation, Pisces (Jupiter ruled).
4. His Sun in Aries is disposed of by Mars; the Mars is Jupiter ruled.
5. His Mercury in Aries is disposed of by Mars, Jupiter ruled.

6. The Moon/SN/Jupiter conjunction squares the Mars; although Venus and Mars separate from Jupiter, the Moon approaching them all collects the light and makes the square stronger. All are Jupiter ruled.
7. Neptune is in Pisces, ruled by Jupiter. Neptune is the co-ruler of Venus, Mars, and the MC.
8. Saturn, Uranus, Pluto are in Taurus, ruled by Venus, which is in Pisces, which is ruled by the Jupiter in Sagittarius. Jupiter, Jupiter, Jupiter...fire, fire, fire...influenced by the Piscean Jupiter energy; motivated by his Cancer ascendant ruled by the Moon in Sagittarius with the added intensity of Aries and Mars energy. He said it: "I am a fanatic! I feel a power in me...a fire that I may not quench, but must keep ablaze." (1881)

On the next page is a table of Jupiterian themes with the ones I find most prominent in bold.

Although he has more challenges from Jupiter than gifts, He received Jupiterian benefits. His Jupiterian benefits: as proper bourgeois people his parents they did their best, repeatedly trying to make him respectable, socially appropriate, and well dressed. His family educated and supported him in his lifetime; he was raised to be moral and literate. His family, although not wealthy, had connections: all opportunities were all a result of family contacts. They financially supported him as they could, although never really enough to cover his expenses-when his parents stopped, his brother Theo took over.

On difficult side, a benefit for us is that he worked manically; and in his brief 10- year career he created more than 2100 paintings, drawings, and prints. However, too much of anything, even the greater benefic, can cause problems. It blew his emotional reactions out of proportion while reducing his sensitivity to other's feelings. The dark side of this fire was grandiose rage filled entitlement-despite impoverishment and the need to live on a stipend

KEYNOTES: EXPANSION	BENEVOLENCE	PROTECTION
GIFTS	CHALLENGES	
Basic trust	Excess*	
Openness	Inflation*	
Confidence	Grandiosity*	
Happiness	Exaggeration*	
Luck	Insensitivity*	
Opportunity	Boundarilessness*	
Connection to the "Higher Ups" (as in people with influence or God) *	Hatred of limits*	
	Entitlement*	
	Self righteousness*	
	Self-Indulgence*	
Protected/protecting*	Mania*	
Optimistic*	Arrogance*	
	Fanaticism (esp. Messianic)*	
Relaxed	Non Self-Reflective Know-It-All-ism	
Playful	Greed	
Benevolent	Opportunism	
Accepting	Con artists	
Inclusive	Risk addicts-gamblers	
Integrative	Sociopaths (law does not apply to them/law unto themselves)	
Resilient		
Humorous		
Generous		
Content		
Calm		
Moral*		
Honest *		
Noble*		
Lawful/just		
Good judgement		
Innate wisdom		

Table 9 Jupiter themes

from his parents or brother, he could defiantly lease a studio and apartment and buy fancy furniture and new suits, then demand more money.

At the other extreme when he would go into exaggerated punishments, starving himself, living in shacks, refusing monetary help. When he was a missionary for miners, he scared and alienated the community with his fervor combined with insensitivity to their sensibilities. In a perfect demonstration of the Sagittarian/Pisces archetype gone haywire, his sermons were over the heads of his down to earth parishioners. He felt he should teach by example, in poverty and abstinence, praying around the clock, barefoot, barely eating, living in a hovel despite the fact his parents paid for a good

room for him; ripping up quality linens they sent to him to use as bandages, running out into storms half naked to experience God's glory, distraught over a caterpillar (Bell, p.22). After a few months, he was fired.

Perhaps the darkest manifestation of Jupiter gone awry is seen when it triggered his most famous breakdown-Dec 23 1888; abandoned by Gauguin after a falling out, he cut off the bottom of his ear, cutting so deeply he almost hit an artery. There was a transit cycle set up for an impulsive outburst- a Uranus square the ASC cycle, and Mars separating from a square to Saturn; but the exact trigger was the Jupiter partile conjunct his debilitated Moon that day.

His Unquiet Mind/His Moon

Van Gogh has Cancer rising, and an energy that longs to belong to someone, something. Of all the signs, it is the most about emotional attachment and connection and the home/mother/family/archetype. It highlights how personally he took everything; with his Pisces placements adding to this, how sensitive, vulnerable, and emotional he was. It wants a hug!

He loved young children and babies and was deeply sentimental about the trappings of motherhood. As the sign of babies, it also highlights his dependence throughout his life, never able to support himself. Walking miles to get home at Christmas, over the years he made many drawings of the paths to his family homes. Christmas was a touchstone and trigger for him It rachets up the importance of the relationship with the mother. His Moon doubly important as it is the ruler of the ascendant.

The Moon is always important for it rules our innate emotional responses and instinctual sense of relating. This comes from early interactions with our caretakers, usually our mothers. It shows how we were nurtured, touched, held, including the rhythm of response back and forth between people. We can say it shows our emotional IQ. It shows what we need (vs. want-Venus). It also says a lot about the

nature of our mind, in the sense of the “peace of mind” aspect of our mind, vs the processing aspect Mercury shows. The Moon is the part of the chart that is the most concentrated expression of personality.

Van Gogh’s emotional I.Q. was awful, which caused much suffering in his life. He misjudged and blew most of his connections, both professionally and personally. In whatever community he came into, he caused upset and was targeted due to his awkwardness, his tirades, unkemptness, and bizarre behaviors. This created rejections and ejections. Children would throw things at him.

His Moon is debilitated and has no aspect relationship to that other great indicator of personal connection to others, the ASC. This is a primary way we see the clash between his inner and outer life and his damaged relationships. Who he was inside, shown by his Moon /ASC ruler could not reach others in everyday life. His relational rhythm was off. The ruler of the ASC leads the way in life, so the fact that his ascendant ruler is one of the weaker planets is a constant sour note.

Not too surprisingly, Vincent failed at relationships, scandalizing his family along the way with his behavior, from his misreading of signals and fervent pursuit of women uninterested in him to his patronization of prostitutes. The closest he came to a relationship and family of his own was when he lived with a pregnant alcoholic prostitute named Sien he rescued from the streets. He made her his mission to heal her and get her well, which failed. The sexual/skin contact he got in his life was from prostitutes.

These are the ways his Moon is difficult:

- It is peregrine in Sagittarius.
- It is conjunct the South Node (SN)
- It is square Mars
- It is conjunct Jupiter in Sagittarius, which overwhelms it.
- It is in the 6th house
- It is not connected to his ASC by a major Ptolemaic aspect.

His Mother

His earliest attachment, his mother, did not like or appreciate him. Naifeh (chapter 1) reports she threw out his childhood memorabilia, systematically disposed of most of the art or letters he sent to her during his life; never visited him when he was sick. Nonetheless, to the end of his life, he tried to win her. This was fruitless; even though he became well known after his death, she still disdained him, saying his art was ridiculous.

The Sagittarian archetype is powerful in his experience of his mother, but because of the Moon’s condition, not often in the best way. She compensated for her vulnerability in life with platitudinous religiosity and her fervent pursuit of the trappings of family life. Daughter of the bookbinder to the king, appearances and connections to higher-ups were crucial. Proper clothing was a must. She aggressively (Mars Square from Moon/SN/Jupiter) pushed that they were a happy family who could not live without each other. Sunday dinners were an overblown affair: 3 and 4 course meals.

On the plus side, books, education and reading were important to her. An amateur artist, drawing and making things for each other was important. Reading aloud and telling stories was a family pastime; favorite (Sagittarian themed) books were a Christmas Carol and Swiss Family Robinson.

But the debilitated Moon in the 6th speaks to the wounded “peace of mind” running through his family and coming from the mother’s line. It is

tragic; the family mental illness did not just pass to Vincent. His youngest brother killed himself in 1900; in 1902, suicidal, mainly silent, his sister Wil entered an insane asylum and stayed there for the 40 remaining years of her life. (Naifeh, appendix). His mother also had a manic quality, keeping herself constantly in motion, busy...ostensibly to keep depression at bay. (Naifeh, chapter 1)

The 6th house emphasis combined with the Moon/SN conjunction there shows so much about his struggles. The 6th house has no direct relationship to the ascendant, so egress into the world is strained; in addition, as the natural house of Virgo and the last house under the horizon, planets there are humbled as a result of the Virgoan task of perfecting the soul in preparation to deal with the outer world (the world above the horizon).

It shows how devalued he was in his life, especially by his mother. It shows his emotional dysregulation on a daily basis; his employment debacles; his poor daily habits and the extremes in caring for himself. This humble house is not a natural fit for his huge Sagittarian Jupiter. Although it gave him aspirations, goals, and vision, it made him too grandiose to work for anyone and toe the line on a daily basis. No one was up to his standards.

For instance, from the age of 16 to 22 he apprenticed in his uncle's prestigious art sales business. Although he learned a lot about art there, he never advanced. He was finally fired after he left for two weeks without permission at Christmas, the busiest time of the year, to go home (his impulse meter was up as TR Uranus was at 24 Leo, trining his Jupiter and Mercury).

On his return, with TR Mars on his MC activating his 6/10 square, he was fired in a scathing letter. He was told he was a "...grave disappointment...[with a] slovenly state of dress...[and] impertinent disdain for [the client's] taste...betrayed in your sullen physiognomy.(Bell, p.11).

Because of the Lunar conjunctions and squares this was intensified; not very useful in reading other people's needs and reactions, or really caring. The summer and fall (1875) before his firing, he had become religious, disdaining the commercialism. This was ushered in while SP Venus conjuncted his Mercury, triggered by TR Jupiter opposite his Mercury. He answered to a higher law; it was beneath him to serve what he considered crass commercial taste.

Nonetheless, shamed, this led to his frantic attempts to redeem himself by entering a religious life, leading to his disastrous turn as a missionary. These failures drove him into art. In 1880, during a transit cycles of Saturn conjunct Mercury, Uranus opposite Neptune, Neptune conjunct his Saturn; TR Jupiter moving from Pisces to Aries conjuncted his 10th house planets. In August, he made a drawing for Theo that was his first declaration of being an artist (Bell, p.28).

The End

The most famous period of his life takes place in France. He moved to Paris in 1886. Here he met the Avant Garde artists of the time like Toulouse Lautrec and Gauguin; artists that wished art to convey deep feelings. Exposed to impressionism and Japanese art, his color palette completely changed (SA Venus changed signs). But he did not really fit in with the urbane and witty group. He moved to the south of France in 1888.

He imagined that a yellow house he rented would become the location for an artist's community. However, only Gauguin came down and painted with him. They painted together, but clashed over different approaches. According to Gauguin's report, Vincent became more and more unbalanced, moving from tirades and outbursts of temper to abysses of silence. His instability was probably exacerbated by the news that Theo was to marry.

On December 23 1888 Gauguin left, and with the TR Jupiter trigger, Vincent cut off his ear as a punishment and an offering. He brought it to a brothel as he thought Gauguin would be there. Not finding Gauguin, he spiraled down into a full-blown break with reality that lasted over a week. He recovered, but by the end of Feb 1889, paranoid, he was dragged away from the yellow house, and it was padlocked. 30 of his neighbors had petitioned the authorities to remove him as a matter of public security.

Until the end of his life he lived under care. Accepting his mental status, he stayed for a year in one asylum in St. Remy, and then moved to Auvers. Under the care of a doctor he regularly went into fields to paint. On July 27, 1890 on a painting expedition, he was shot in the upper abdomen. It has always been assumed that he killed himself. It makes sense; as he lay dying he said "It is I who wanted to kill myself." His family was riddled with suicides. Saturn, his 8th ruler was activated by progression. SA Saturn was on his NN; SP Mars was on his Mercury; SP Sun conjunct his Saturn, and SP ASC Squared it. TR Uranus was square his ASC, and he was having a nodal return. TR Jupiter had just entered his 8th house.

But new evidence suggests that he did not kill himself, but was shot by some teens that had been harassing him. Given that the co-rulers of his 8th (Saturn and Uranus) are in the 11th of groups, that is certainly possible. His paints and canvas disappeared; how could he accomplish this when badly wounded? The location of the wound could not be done by someone holding a gun themselves; the main henchman in that teen group, before he died, discussed being out that day with the gun and harassing Vincent. (Naifeh, appendix).

Vincent's life was not forfeit; he knew that his art was beginning to be lauded; Theo and his wife of their devotion to him had reassured him. He did not finish himself off after a first bad shot; he dragged himself to help; he could have survived if he had had good medical care. Approximately 30 hours later he died. Theo was with him.

The Light of the Divine Fire "As my work is, so am I."

His fanatic heart pushed him on. What could be the soul lesson in such a difficult isolated life? The Sagittarius/Pisces square dominating his chart shows that this was a life of spiritual challenge. In particular, to follow an inner compass. The fire within always had a light of hope. Lonely, driven within, as his life went on the light within became more incandescent in his art.

A hidden clue to the fact that he was destined for a major impact on the world is contained in two Uranian astrology patterns seen on the 90 -degree dial: his Sun/Moon midpoint equals the Aries point (0 degrees Aries); in addition, his Sun/MC midpoint equals the Aries point. The Aries point shows where we interface with the collective world at large; these 2 core axes of self equaling it indicates that this soul had a destiny to break through to the world at large.

Vincent said:

I do not intend to spare myself. Not to avoid emotions or difficulties. I don't care much whether I live a longer or shorter time...the concerns me only in so far as I feel a certain debt toward it. Because I have walked on this earth for thirty years, and out of gratitude I want to leave some souvenir...

(Stone, ed. front piece).

Let's conclude by looking at his most beloved painting, *Starry Night*, which shows his fire, his water, his impulse and aliveness, his expansive consciousness, and his spark of the divine. His was a generous Jupiterian gift to the world.




Figure 7 *Starry Night*

Biography: **Claudia Bader**, Is a psycho-spiritual astrologer who loves research and prediction, Claudia has interfaced psychoanalysis, astrology, alchemy, art, and metaphysics since 1973. Former Executive Director for the Institute for Expressive Analysis, Claudia teaches Art Diagnosis at two universities. In private practice in NYC, she also guides people to their soul homes with past life and spiritual regression. She can be reached at abzudusk@aol.com. Website: heartandsoulsource.com

Bibliography

Bell, J. (2015) *Van Gogh, a power seething*. New York, NY; Amazon Publishing, Icons Series.
Naifeh, S. and Smith, G.(2011). *Van Gogh, the life*. New York, NY: Random House.

Roddam,G.(2015). *This is Van Gogh*. London, UK. Laurence King Publishing.

Stone, I.(Ed) (1995) *Dear Theo. The autobiography of Vincent van Gogh*. New York, NY; A Penguin/ Plume Book.

Suh, H. Anna (2006). *Vincent van Gogh: a self-portrait in art and letters*.New York, NY:Black Dog & Leventhal Publishers.

Endnote:

1. All tables in this article come from or are modifications of tables in: Bader, *Astrology, Art, and the Artist in the Career Astrologer* <https://www.opaastrology.org/Dec2018opaSolstice.pdf>; there is a full breakdown for all signs and planets of art elements and astrology there.

Krishnamurti Institute of Astrology and Institute of Vedic Culture present:

30th International Astrology Conference

4th-9th Feb 2020 Kolkata India

Building Bridges Between East and West



Sri Gopal
Bhattacharjee



Dr Suresh
Chandra Mishra



Aleksander
Imsiragic



Alex
Trenoweth



Dr Dennis
Harness



Mj
Patterson



David
Cochrane



Laura
Nalbandian



Lynn
Bell



Richard
Smoot

And many more Western and Vedic Speakers

Featuring IVC's International
Student Lecture Competition

ivconference.com



HOW NCGR-PAA CAN SERVE YOU

The NCGR-Professional Astrologers' Alliance helps you and your business in the following ways,

- ★ Administration of the NCGR-PAA Educational Testing Program for Professional Certification
- ★ Ongoing web listing of certification test venues (national and international)
- ★ Website resource for the Education Curriculum and Study Guide
- ★ Certification testing fee discounts for NCGR members
- ★ Web listing of NCGR-PAA Certified Astrologers and links to their personal website or email.
- ★ Online/live educational workshops on chart calculations and other astrology topics

***Order your study guide for only \$20.00
- plus shipping!***

For more details and
information, visit us at
www.astrologersalliance.org
or email us at
info@astrologersalliance.org



RESERVE YOUR ADVERTISING
SPACE IN THE NCGR JOURNAL

CONTACT ARMAND DIAZ
NCGRPUBLICATIONS@GMAIL.COM

NCGR Board of Directors

Elected Officers

Armand Diaz, President
NCGRPublications@gmail.com

Ramya Krishnamurthy, Clerk
ramayak75@hotmail.com

Linda Wilk, Treasurer
treasurer@geocosmic.org

Elected Directors

Armand Diaz, Publications Director
NCGRPublications@gmail.com

Michael Bartlett, Outreach Director
Michael@CoreMichael.com

Leigh Westin, Chapter Affairs Director;
SIGs Coordinator,

leighwestin@sbcglobal.net

Shirley Prisco, Membership Director
shirleyprisco@cox.net

Appointed Directors

Mj Patterson, Research Director
Mj@halifaxastrologer.com

Maria Wander, Social Media Director
mariawander@gmail.com

Christeen Skinner, Advisory Board Chair
christeenskinner@gmail.com

Jackie Slevin, Education Director
jcslevin@verizon.net

Staff

Alvin Burns, Executive Secretary
execsec@geocosmic.org

Rita Chabot, Editor, eNews
roseema@aol.com

David Perloff, Editor, Around the World
DavidPerloffAstrology@gmail.com

Advisory Board

Bernadette Brady Ph.D. (UK), Nicholas

Campion Ph.D. (UK), Gary Christen,

Bradley V. Clark C.P.A., David Cochrane,

Priscilla Costello M.A. (Canada), Adrian

Duncan (Denmark), Michael Erlewine,

Mónica Escalante-Ochoa (Mexico),

Madela Ezcurra, Linda Fei, Steven Forrest,

Robert Hand, Ph.D., Madalyn Hillis-Dineen

Baris Ilhan (Turkey), Warren Kinsman

(Costa Rica), Babs Kirby M.A. (UK)

Arlene A. Kramer, Alpee Lavoie, Michael

Lutin, Vivian B. Martin Ph.D., Michael

Munkasey, Arlene Nimark, Ingrid Petroff

(Austria), Bill Sarubbi (Austria), Maria

Kay Simms, Gloria Star, Rod Suskin (South

Africa), Richard Tarnas Ph.D.,

NCGR CHAPTER CONTACTS

CALIFORNIA

Los Angeles County Chapter
Gaye Nelson, President
GayeNelson@GayeNelson.com
Charlene Whitaker,
charlenevirgo2001@yahoo.com;
www.ncgrla.com.

Sacramento Area Chapter
Linda Byrd, President, 916-721-4838, info@
ncgrsacramento.org;
www.ncgrsacramento.org.

San Francisco Bay Area Chapter
Cathy Coleman, President,
ccoleman829@gmail.com;
ncgrsanfrancisco.org.

San Diego Chapter
Tina Miles, President, 760-271-677, presi-
dent@ncgrsandiego.org; Kelly O'Tillery,
publicity@ncgrsandiego.org, 760-533-8618;
www.ncgrsandiego.org.

COLORADO

Rocky Mountain Chapter (Denver)
Jill Pitts, President,
Theastrodancer@yahoo.com.

FLORIDA

Florida Atlantic Chapter
Mimi Alonso, President, 954-296-1211,
mysticmimi@gmail.com; Trish Vidal,
954-249-7620, justtrish@msn.com, www.
astrologyfla.com.

ILLINOIS

Northern Illinois Chapter
Janet Berres, President, 847-965-9916,
janetberres@gmail.com,
www.chicagolandastrology.com.

MARYLAND

Annapolis Chapter
Lynn Koiner, President, 301-589-2074,
koiner@starpower.net; Linda Furiate, lmfuri-
ate@verizon.net.

Baltimore Chapter
Joni Suller, President, 410-978-6649, jb-
suller@verizon.net;
www.baltimoreastrology.org.

MASSACHUSETTS

Boston Chapter
Joyce Levine, President, 617-354-7075,
joycel@joycelevine.com;
www.ncgrbostonastrology.org.

MICHIGAN

NCGR Southeast Michigan Astrologers'
Round Table.
Sue Bacon, President, 248-765-313;
smart2010@gmail.com.

MINNESOTA

Minnesota Stars Chapter
Shawn Nygaard, President, 612-850-6577,
shawn.nygaard71@gmail.com; www.
mnstars.org.

NEVADA

Las Vegas Stargazers Chapter
Carol Dimitrov, President, 702-286-3325,
cadimitrov@aol.com,
Lasvegasstargazers@yahoo.com;
www.facebook.com NcgrLasVegas Stargaz-
ers.

NEW JERSEY

Northern New Jersey Chapter
Joanne Castro, President, 908-418-0365,
Jocat0413@aol.com, Jackie Slevin, 973-744-
5347, jcslevin@verizon.net.

NEW MEXICO

New Mexico Enchantment Chapter
Sandy Bryan, President, 505-255-5001;
sstars@thuntek.net,
www.swcp.com/~nmncgr.

Santa Fe Chapter
Michael Barlett, President, 505.690.3860,
michael@coremichael.com; http://www.
ncgrsantafeastrologers.org/

NEW YORK

Long Island Chapter
Maria DeSimone, President, 718-570-4041,
astrologybymaria@aol.com

Mid-Hudson Upstate Chapter
Nancy Sorvino, President, 845-549-6558,
voyager07@optonline.net,
www.midhudsonupstatencgr.net.

New York City Chapter
John Marchesella, President, 212-255-3236,
astrojohn@earthlink.net, NCGR Hotline:
www.astrologynyc.org.

Western New York Chapter
President, Cassandra Butler, 716-812-5766,
cassandra.astrology@gmail.com
Meeting place, Brain & Spine Center, 1641
Hertel, Buffalo, New York 14216
Check the website for date and time.
https://www.facebook.com/NCGRWNY

NORTH CAROLINA

Network Triangle Raleigh-Durham Chapter
Chris Nemas, President, nemec.chris@gmail.com;
www.ntastrology.org.

OREGON

Southern Oregon Chapter
Mary Plumb, President, 541-488-3048,
mary@maryplumb.com, Doug Kellogg, 541-482-8988;
www.astrologyinashland.org.

PENNSYLVANIA

Philadelphia Chapter
Ellen Zucker, President, 267-992-8019, info@ncgrphilly.com; www.ncgrphilly.com.

VIRGINIA

Richmond Chapter
Kathryn Berlekamp, President, farouche3@juno.com;
Cheryl Hopkins, ncgrrichmondva@gmail.com.

WISCONSIN

Milwaukee Chapter
Nancy K. Simpson, President, 414-339-5428,
nksimpson@wi.rr.com; Maria DeSpears, rigel@earthlink.net, 414-384-4954.

INTERNATIONAL CHAPTERS

CHINA

Contact Ray Liu, Ray@newmoonmag.com

JAPAN

Tokyo Chapter
Terumi Kondo, President, tk_ncgr@yahoo.co.jp, tel. 81-90-7823-6159, www.astrology.jp.

MEXICO

AstroMéxico Chapter
Mónica Escalante-Ochoa, President, 525 651-6598,
astromonica@yahoo.com; www.astromexico.com.

Mexico City Chapter

Cecilia Ortiz Bullé Goyri, President, cmig@gmail.com,
[facebook.com/astrocmig](https://www.facebook.com/astrocmig), www.cmig-astro.org.

TAIWAN

Taiwan Chapter
Shibata Maki, President, president@tw.ncgr.asia,
Minna Chuang, execsec@tw.ncgr.asia,
<http://tw.ncgr.asia/events>.

THAILAND

Thailand Chapter
Winai Ouypornprasert, President, 662-935-4252;
buddhaluck2002@yahoo.com.

TURKEY

Istanbul Chapter
Baris Ilhan, barisilhan@superonline.com,
www.ncgrturkey.com.

SIGS (Special Interest Groups)

AST SIG (Asteroids)

Dave Campbell, President 623-463-6286,
theastrologystore@gmail.com, www.geocosmic.org/astsig.

DECL SIG (Declination).

Nelda L. Tanner, President, PO Box 153, Chino Valley, AZ 86323.

URANIAN SOCIETY SIG (Uranian/Cosmobiology).

Liane Thomas Wade, President, 917-855-8824,
liane@panix.com; www.uradiansociety.com.





THE ASTROLOGICAL ASSOCIATION

TRANSFORMING LEAD INTO GOLD: WORKING WITH THE CHALLENGES OF THE TIMES

51ST ANNUAL CONFERENCE

13-16 JUNE 2019

At Wyboston Lakes, Near Cambridge, UK

Back to a summertime conference

5 tracks to choose from

Offering a 2-day and 3-day conference

4* Accommodation and dining

Six workshops to choose from

Book online:

<http://astrologicalassociation.com/>

TimePassages

ASTROLOGY APPS FROM ASTROGRAPH.COM



The Apps
Pros Trust &
Beginners Love

Download your free demo at
ASTROGRAPH.COM/DOWNLOADS

The acclaimed TimePassages™ Astrology Desktop App is an incredible tool for both beginners and professionals, alike. Whether you are studying and using the point and click interpretations to learn more, or you are a seasoned astrologer in need of all the bells and whistles, or anywhere in between, TimePassages has got you covered. Created by Henry Seltzer in 1995, and bringing the wisdom of the stars to your fingertips ever since!

"TimePassages has to be one of the best astrology programs available today. Its graphics are superb, its content accurate and excellently presented. I highly recommend TimePassages."

-Alan Oken, Author & Astrologer



TimePassages Mobile Pro Astrology on the Go

- » Current Astrology
- » Natal Charts
- » Transit Bi-wheels
- » Progressions
- » Synastry
- » Personalized Daily Horoscopes

All with our acclaimed interpretations! And so much more...



Over 1,000 five star reviews!



Follow along with AstroGraph Astrology on Facebook, Instagram, & Twitter!